

MOTOR OIL REFIN SA

ISIN: **GRS426003000** WKN: -

Overview

2023/12/21 11:09:40

Price

24.15 EUR

Difference  -3.98% (-1.00)

General attributes

ISIN GRS426003000

Symbol MOH

Exchange London Stock Exchange
European Trade Reporting

Currency EUR

Sector Energy / Commodities

Security type Stock

Market cap (m) 3,018 EUR

Benchmark GREECE

Market data

Bid (Bid size) -

Ask (Ask size) -

Open 24.15 EUR

High 24.15 EUR

Low 24.15 EUR

Close (prev. day) 25.15 EUR

VWAP 24.15 EUR

Volume (pcs) 4,897

Trading volume 118,262.55

Number of trades 1

Last size 4,897

Futures and Options

Related Futures -

Related Options -





5y



Information about previous performance does not guarantee future performance.

Source: FactSet

Recent research

on sector		on market	
Date		Headline	Download
2024/05/03		Equity Weekly	
2024/04/29		Aktienempfehlungen Österreich	
2024/04/26		Equity Weekly	
2024/04/26		Global Equity Ratings	
2024/04/26		Aktienempfehlungen Global	

Details

2023/12/21 11:09:40

Price

24.15 EUR

Difference  -3.98% (-1.00)

General attributes

ISIN	GRS426003000
Symbol	MOH
Exchange	London Stock Exchange European Trade Reporting
Currency	EUR
Sector	Energy / Commodities
Security type	Stock
Market cap (m)	3,018 EUR
Benchmark	GREECE

Market data

Bid (Bid size)	-
Ask (Ask size)	-
Open	24.15 EUR
High	24.15 EUR
Low	24.15 EUR
Close (prev. day)	25.15 EUR
VWAP	24.15 EUR
Volume (pcs)	4,897
Trading volume	118,262.55
Number of trades	1
Last size	4,897

Performance and Risk

	6m	1y	3y
Perf (%)	-	-	+105.60%
Perf (abs.)	-	-	+12.40
Beta	1.11	1.05	0.90
Volatility	-	91.11	228.92

5y



Information about previous performance does not guarantee future performance.
Source: FactSet

Price data

Ø price 5 days Ø volume 5 days (pcs.)	- EUR (-)
Ø price 30 days Ø volume 30 days (pcs.)	- EUR (-)
Ø price 100 days Ø volume 100 days (pcs.)	- EUR (-)
Ø price 250 days Ø volume 250 days (pcs.)	23.90 EUR (809)
YTD High date	25.16 EUR (2023/02/14)
YTD Low date	22.16 EUR (2023/02/07)
52 Weeks High date	25.16 EUR (2023/02/14)
52 Weeks Low date	22.16 EUR (2023/02/07)

Arbitrage views

Exchange 	Date	Time	Price	Trading volume (mio.)	Number of trades
Stuttgart	2024/05/08	16:32	26.60 EUR	0.00	10
Munich	2024/05/08	08:05	27.22 EUR	0.00	1
London Stock Exchange European Trade Reporting	2023/12/21	11:09	24.15 EUR	0.12	1
Frankfurt	2024/05/08	08:31	26.82 EUR	0.00	2
FINRA other OTC Issues	2023/	16:13	24.45 USD	0.01	1

	09/19					
Duesseldorf	2024/ 05/08	08:11	26.66	EUR	0.00	3
Berlin	2024/ 05/08	21:35	27.24	EUR	0.00	11
Athens Stock Exchange	2024/ 05/08	16:10	27.24	EUR	4.19	1,924

Company profile

Company Logo



Company Profile

-

Contact Details

MOTOR OIL HELLAS

--

Herodou Attikou 12A Maroussi - 15124
Athens

Telefon: 30 210 809 4000

Fax: 30 210 809 4444

E-mail: -