

## WEST VAULT MINING INC.

ISIN: CA95640X1033 WKN: -

## Overview

2024/07/25 15:30:09

Price  
0.93 CADDifference  -2.11% (-0.02)

## General attributes

|                |                      |
|----------------|----------------------|
| ISIN           | CA95640X1033         |
| Symbol         | WVM                  |
| Exchange       | TSX Venture Exchange |
| Currency       | CAD                  |
| Sector         | Energy / Commodities |
| Security type  | Stock                |
| Market cap (m) | 36 EUR               |
| Benchmark      | S&P/TSX 60 INDEX     |

## Market data

|                   |                  |
|-------------------|------------------|
| Bid (Bid size)    | 0.91 CAD (1,500) |
| Ask (Ask size)    | 0.93 CAD (5,000) |
| Open              | 0.93 CAD         |
| High              | 0.93 CAD         |
| Low               | 0.93 CAD         |
| Close (prev. day) | 0.95 CAD         |
| VWAP              | 0.97 CAD         |
| Volume (pcs)      | 500              |
| Trading volume    | 465.00           |
| Number of trades  | 1                |
| Last size         | 500              |

## Futures and Options








|                 |   |
|-----------------|---|
| Related Futures | - |
| Related Options | - |

5y



Information about previous performance does not guarantee future performance.  
Source: FactSet

## Recent research

| on sector  |   |                           |   |
|------------|---|---------------------------|---|
| Date       |   | Headline                  | Download  |
| 2024/07/26 |  | Equity Weekly             |  |
| 2024/07/24 |  | Global Equity Ratings     |  |
| 2024/07/24 |  | Aktienempfehlungen Global |  |
| 2024/07/15 |  | Aktienempfehlungen Global |  |
| 2024/07/12 |  | Equity Weekly             |  |

## Details

2024/07/25 15:30:09

## Price

0.93 CAD

Difference ▼ -2.11% (-0.02)

## General attributes

|                |                      |
|----------------|----------------------|
| ISIN           | CA95640X1033         |
| Symbol         | WVM                  |
| Exchange       | TSX Venture Exchange |
| Currency       | CAD                  |
| Sector         | Energy / Commodities |
| Security type  | Stock                |
| Market cap (m) | 36 EUR               |
| Benchmark      | S&P/TSX 60 INDEX     |

## Market data

|                   |                  |
|-------------------|------------------|
| Bid (Bid size)    | 0.91 CAD (1,500) |
| Ask (Ask size)    | 0.93 CAD (5,000) |
| Open              | 0.93 CAD         |
| High              | 0.93 CAD         |
| Low               | 0.93 CAD         |
| Close (prev. day) | 0.95 CAD         |
| VWAP              | 0.97 CAD         |
| Volume (pcs)      | 500              |
| Trading volume    | 465.00           |
| Number of trades  | 1                |
| Last size         | 500              |

## Performance and Risk

|             | 6m    | 1y    | 3y    |
|-------------|-------|-------|-------|
| Perf (%)    | -     | -     | -     |
| Perf (abs.) | -     | -     | -     |
| Beta        | -0.02 | 0.61  | 0.38  |
| Volatility  | 64.22 | 68.46 | 65.46 |

5y



Information about previous performance does not guarantee future performance.  
Source: FactSet

## Price data

|   |                       |
|---|-----------------------|
| Ø price 5 days   Ø volume 5 days (pcs.)     | 0.94 CAD (1,620)      |
| Ø price 30 days   Ø volume 30 days (pcs.)   | 0.96 CAD (6,049)      |
| Ø price 100 days   Ø volume 100 days (pcs.) | 1.01 CAD (6,323)      |
| Ø price 250 days   Ø volume 250 days (pcs.) | 0.95 CAD (8,307)      |
| YTD High   date                             | 1.12 CAD (2024/04/08) |
| YTD Low   date                              | 0.81 CAD (2024/01/31) |
| 52 Weeks High   date                        | 1.12 CAD (2024/04/08) |
| 52 Weeks Low   date                         | 0.75 CAD (2023/09/13) |

## All listings for WEST VAULT MINING INC.

| Exchange               | Date       | Time  | Price      | Trading volume (mio.) | Number of trades |
|------------------------|------------|-------|------------|-----------------------|------------------|
| TSX Venture Exchange   | 2024/07/25 | 15:30 | 0.93 CAD   | 0.00                  | 1                |
| Frankfurt              | 2024/07/26 | 08:05 | 0.565 EUR  | 0.00                  | 2                |
| FINRA other OTC Issues | 2024/07/25 | 15:30 | 0.6687 USD | 0.00                  | 1                |

## Company profile

### Company Logo

#### Contact Details

WEST VAULT MINING

--

----

Telefon: -

Fax: -

E-mail: -

### Company Profile

-