

WEST VAULT MINING INC.

ISIN: CA95640X1033 WKN: -

Overview

2024/07/25 15:30:09

Price
0.93 CADDifference  -2.11% (-0.02)

General attributes

ISIN	CA95640X1033
Symbol	WVM
Exchange	TSX Venture Exchange
Currency	CAD
Sector	Energy / Commodities
Security type	Stock
Market cap (m)	36 EUR
Benchmark	S&P/TSX 60 INDEX

Market data

Bid (Bid size)	0.91 CAD (1,500)
Ask (Ask size)	0.93 CAD (5,000)
Open	0.93 CAD
High	0.93 CAD
Low	0.93 CAD
Close (prev. day)	0.95 CAD
VWAP	0.97 CAD
Volume (pcs)	500
Trading volume	465.00
Number of trades	1
Last size	500

Futures and Options








Related Futures	-
Related Options	-

5y



Information about previous performance does not guarantee future performance.
Source: FactSet

Recent research

on sector			
Date		Headline	Download
2024/07/26		Equity Weekly	
2024/07/24		Global Equity Ratings	
2024/07/24		Aktienempfehlungen Global	
2024/07/15		Aktienempfehlungen Global	
2024/07/12		Equity Weekly	

Details

2024/07/25 15:30:09

Price
0.93 CADDifference ▼ -2.11% (-0.02)

General attributes

ISIN	CA95640X1033
Symbol	WVM
Exchange	TSX Venture Exchange
Currency	CAD
Sector	Energy / Commodities
Security type	Stock
Market cap (m)	36 EUR
Benchmark	S&P/TSX 60 INDEX

Market data

Bid (Bid size)	0.91 CAD (1,500)
Ask (Ask size)	0.93 CAD (5,000)
Open	0.93 CAD
High	0.93 CAD
Low	0.93 CAD
Close (prev. day)	0.95 CAD
VWAP	0.97 CAD
Volume (pcs)	500
Trading volume	465.00
Number of trades	1
Last size	500

Performance and Risk

	6m	1y	3y
Perf (%)	-	-	-
Perf (abs.)	-	-	-
Beta	-0.02	0.61	0.38
Volatility	64.22	68.46	65.46

5y



Information about previous performance does not guarantee future performance.
Source: FactSet

Price data

Ø price 5 days Ø volume 5 days (pcs.)	0.94 CAD (1,620)
Ø price 30 days Ø volume 30 days (pcs.)	0.96 CAD (5,939)
Ø price 100 days Ø volume 100 days (pcs.)	1.01 CAD (6,253)
Ø price 250 days Ø volume 250 days (pcs.)	0.95 CAD (8,307)
YTD High date	1.12 CAD (2024/04/08)
YTD Low date	0.81 CAD (2024/01/31)
52 Weeks High date	1.12 CAD (2024/04/08)
52 Weeks Low date	0.75 CAD (2023/09/13)

All listings for WEST VAULT MINING INC.

Exchange	Date	Time	Price	Trading volume (mio.)	Number of trades
TSX Venture Exchange	2024/07/25	15:30	0.93 CAD	0.00	1
Frankfurt	2024/07/26	08:05	0.565 EUR	0.00	2
FINRA other OTC Issues	2024/07/25	15:30	0.6687 USD	0.00	1

Company profile

Company Logo

Contact Details

WEST VAULT MINING

--

Telefon: -

Fax: -

E-mail: -

Company Profile

-