


ECKERT & ZIEGLER SE

ISIN: DE0005659700 WKN: 565970

Overview

2024/07/26 14:56:14		
Price	43.20 EUR	
Difference		-2.26% (-1.00)

General attributes	
ISIN	DE0005659700
Symbol	EUZ
Exchange	Hanover
Currency	EUR
Sector	Chemical / Pharmaceutical / Health
Security type	Stock
Market cap (m)	904 EUR
Benchmark	GERMANY DAX








Market data	
Bid (Bid size)	-
Ask (Ask size)	-
Open	42.62 EUR
High	43.20 EUR
Low	42.62 EUR
Close (prev. day)	44.20 EUR
VWAP	-
Volume (pcs)	25
Trading volume	1,080.00
Number of trades	2
Last size	25

Futures and Options	
Related Futures	-
Related Options	661



Information about previous performance does not guarantee future performance.
Source: FactSet

Recent research

on sector		on market	
Date		Headline	Download
2024/07/24		Global Equity Ratings	
2024/07/24		Aktienempfehlungen Global	
2024/07/15		Aktienempfehlungen Global	
2024/07/12		Global Equity Ratings	
2024/07/09		Aktienempfehlungen Österreich	

Details

2024/07/26 14:56:14	
Price	43.20 EUR
Difference	<div><div></div><div>-2.26% (-1.00)</div></div>

General attributes	
ISIN	DE0005659700
Symbol	EUZ
Exchange	Hanover
Currency	EUR
Sector	Chemical / Pharmaceutical / Health
Security type	Stock
Market cap (m)	904 EUR
Benchmark	GERMANY DAX

Market data	
Bid (Bid size)	-
Ask (Ask size)	-
Open	42.62 EUR
High	43.20 EUR
Low	42.62 EUR
Close (prev. day)	44.20 EUR
VWAP	-
Volume (pcs)	25
Trading volume	1,080.00
Number of trades	2
Last size	25

Performance and Risk			
	6m	1y	3y
Perf (%)	-3.91%	+20.94%	-
Perf (abs.)	-1.76	+7.48	-
Beta	1.03	1.35	1.46
Volatility	50.32	46.20	-



Information about previous performance does not guarantee future performance.
Source: FactSet

Price data	
Ø price 5 days Ø volume 5 days (pcs.)	44.26 EUR (5)
Ø price 30 days Ø volume 30 days (pcs.)	45.39 EUR (1)
Ø price 100 days Ø volume 100 days (pcs.)	41.70 EUR (1)
Ø price 250 days Ø volume 250 days (pcs.)	38.99 EUR (4)
YTD High date	49.36 EUR (2024/07/17)
YTD Low date	32.62 EUR (2024/04/19)
52 Weeks High date	49.36 EUR (2024/07/17)
52 Weeks Low date	29.06 EUR (2023/09/22)

Arbitrage views						
Exchange	Date	Time	Price	Trading volume (mio.)	Number of trades	
Xetra	2024/07/26	17:35	43.36 EUR	1.11	384	
Tradegate	2024/07/26	22:26	43.78 EUR	0.22	71	
Stuttgart	2024/07/26	21:55	43.52 EUR	0.03	67	
Munich	2024/07/26	14:53	43.26 EUR	0.01	3	
London Stock Exchange	2024/	17:30	42.98 EUR	0.00	2	

European Trade Reporting	07/26						
Hanover	2024/ 07/26	14:56	43.20	EUR	0.00		2
Hamburg	2024/ 07/26	08:16	42.62	EUR	0.00		3
Frankfurt	2024/ 07/26	16:44	43.52	EUR	0.01		2
Euronext Milan MTF Trading After Hours	2024/ 07/26	17:44	43.50	EUR	0.00		1
Euronext Milan MTF Global Equity Market	2024/ 07/26	17:44	43.50	EUR	0.00		1
Duesseldorf	2024/ 07/26	19:31	43.46	EUR	0.00		7
Berlin	2024/ 07/26	21:52	43.74	EUR	0.00		16

Company profile

Company Logo



Contact Details
ECKERT & ZIEGLER SE
- -
Robert-Rössle-Strasse 10 - 13125 Berlin
Telefon: +49-30-94-10-84-0
Fax: +49-30-94-10-84-112
E-mail: info@ezag.de

Company Profile

-

Members of Management Board	
Harald Hasselmann	Chairman of Managing Board
Franklin Yeager	Member of Executive Committee
Jutta Ludwig	Member of Executive Committee

Board of directors	
Andreas Eckert	Chairman of Supervisory Board
Edgar Löffler	Member of Supervisory Board
Helmut Grothe	Member of Supervisory Board
Albert Rupprecht	Member of Supervisory Board
Frank Perschmann	Member of Supervisory Board
Paola Eckert-Palvarini	Member of Supervisory Board