

## STANDARD LITHIUM LTD.

ISIN: CA8536061010 WKN: 853606101

## Overview

2024/07/26 08:01:10

Price  
1.208 EURDifference  -2.58% (-0.03)

## General attributes

ISIN	CA8536061010
Symbol	SLI
Exchange	Hamburg
Currency	EUR
Sector	Energy / Commodities
Security type	Stock
Market cap (m)	228 EUR
Benchmark	S&P/TSX 60 INDEX

## Market data

Bid (Bid size)	-
Ask (Ask size)	-
Open	1.208 EUR
High	1.208 EUR
Low	1.208 EUR
Close (prev. day)	1.24 EUR
VWAP	-
Volume (pcs)	0
Trading volume	0.00
Number of trades	1
Last size	0

## Futures and Options










Related Futures	-
Related Options	-

5y



Information about previous performance does not guarantee future performance.  
Source: FactSet

## Recent research

on sector			
Date		Headline	Download
2024/07/26		Equity Weekly	
2024/07/24		Global Equity Ratings	
2024/07/24		Aktienempfehlungen Global	
2024/07/15		Aktienempfehlungen Global	
2024/07/12		Equity Weekly	

## Details

2024/07/26 08:01:10

## Price

1.208 EUR

Difference ▼ -2.58% (-0.03)

## General attributes

ISIN	CA8536061010
Symbol	SLI
Exchange	Hamburg
Currency	EUR
Sector	Energy / Commodities
Security type	Stock
Market cap (m)	228 EUR
Benchmark	S&P/TSX 60 INDEX

## Market data

Bid (Bid size)	-
Ask (Ask size)	-
Open	1.208 EUR
High	1.208 EUR
Low	1.208 EUR
Close (prev. day)	1.24 EUR
VWAP	-
Volume (pcs)	0
Trading volume	0.00
Number of trades	1
Last size	0

## Performance and Risk

	6m	1y	3y
Perf (%)	+2.72%	-69.18%	-
Perf (abs.)	+0.03	-2.71	-
Beta	2.02	2.10	2.56
Volatility	70.40	76.24	-

5y



Information about previous performance does not guarantee future performance.  
Source: FactSet

## Price data

Ø price 5 days   Ø volume 5 days (pcs.)	1.266 EUR (10)
Ø price 30 days   Ø volume 30 days (pcs.)	1.189 EUR (1,157)
Ø price 100 days   Ø volume 100 days (pcs.)	1.238 EUR (577)
Ø price 250 days   Ø volume 250 days (pcs.)	1.855 EUR (696)
YTD High   date	1.841 EUR (2024/01/03)
YTD Low   date	1.002 EUR (2024/04/22)
52 Weeks High   date	4.186 EUR (2023/08/01)
52 Weeks Low   date	1.002 EUR (2024/04/22)

## All listings for STANDARD LITHIUM LTD.

Exchange	Date	Time	Price	Trading volume (mio.)	Number of trades
Tradegate	2024/07/26	22:26	1.238 EUR	0.04	28
TSX Venture Exchange	2024/07/26	22:00	1.83 CAD	0.05	82
Stuttgart	2024/07/26	17:01	1.214 EUR	0.01	10
NYSE MKT	2024/07/26	22:00	1.35 USD	0.66	2,215
Munich	2024/07/26	08:00	1.208 EUR	0.00	2

	26					
London Stock Exchange	2023/10/17	16:13	4.77 CAD	0.00		1
Hamburg	2024/07/26	08:01	1.208 EUR	0.00		1
Frankfurt	2024/07/26	14:07	1.238 EUR	0.01		8
Duesseldorf	2024/07/26	19:31	1.218 EUR	0.00		7
Berlin	2024/07/26	08:08	1.208 EUR	0.00		3

## Company profile

### Company Logo



### Company Profile

-

### Contact Details

STANDARD LITHIUM

--

----

Telefon: -

Fax: -

E-mail: -