

CBOE GLOBAL MARKETS INC.

ISIN: **US12503M1080** WKN: **12503M108**

Overview

2024/09/18 18:06:48

Price
212.12 USDDifference  -0.72% (-1.53)

General attributes

ISIN	US12503M1080
Symbol	CBOE
Exchange	CBOE US (listed only)
Currency	USD
Sector	Financial
Security type	Stock
Market cap (m)	20,099 EUR
Benchmark	S&P 500

Market data

Bid (Bid size)	211.97 USD (100)
Ask (Ask size)	212.26 USD (400)
Open	213.65 USD
High	213.72 USD
Low	211.76 USD
Close (prev. day)	213.65 USD
VWAP	212.42144 USD
Volume (pcs)	103,000
Trading volume	21,879,808.34
Number of trades	4,040
Last size	100






Futures and Options

Related Futures	-
Related Options	-



Information about previous performance does not guarantee future performance.
Source: FactSet

Recent research

on sector		on market	
Date		Headline	Download
2024/09/11		Global Equity Ratings	
2024/09/11		Aktienempfehlungen Global	
2024/09/09		Aktienempfehlungen Österreich	
2024/09/06		Equity Weekly	
2024/09/05		Global Equity Ratings	

Details

2024/09/18 18:06:48

Price

212.12 USD

Difference ▼ -0.72% (-1.53)

General attributes

ISIN	US12503M1080
Symbol	CBOE
Exchange	CBOE US (listed only)
Currency	USD
Sector	Financial
Security type	Stock
Market cap (m)	20,099 EUR
Benchmark	S&P 500

Market data

Bid (Bid size)	211.97 USD (100)
Ask (Ask size)	212.26 USD (400)
Open	213.65 USD
High	213.72 USD
Low	211.76 USD
Close (prev. day)	213.65 USD
VWAP	212.42144 USD
Volume (pcs)	103,000
Trading volume	21,879,808.34
Number of trades	4,040
Last size	100

Performance and Risk

	6m	1y	3y
Perf (%)	+16.52%	+43.14%	+72.84%
Perf (abs.)	+30.29	+64.39	+90.04
Beta	-	-	-
Volatility	20.96	20.04	21.76



Information about previous performance does not guarantee future performance.
Source: FactSet

Price data

Ø price 5 days Ø volume 5 days (pcs.)	211.46 USD (497,369)
Ø price 30 days Ø volume 30 days (pcs.)	207.65 USD (837,729)
Ø price 100 days Ø volume 100 days (pcs.)	186.71 USD (788,290)
Ø price 250 days Ø volume 250 days (pcs.)	180.79 USD (805,260)
YTD High date	216.14 USD (2024/08/27)
YTD Low date	166.13 USD (2024/06/17)
52 Weeks High date	216.14 USD (2024/08/27)
52 Weeks Low date	150.34 USD (2023/09/18)

Arbitrage views

Exchange ⊕	Date	Time	Price	Trading volume (mio.)	Number of trades
Tradegate	2024/09/18	08:23	194.20 EUR	0.00	1
Stuttgart	2024/09/18	08:01	190.95 EUR	0.00	1
Munich	2024/09/18	08:03	192.05 EUR	0.00	1
London Stock Exchange	2024/08/07	17:39	200.45 USD	0.13	1
Hanover	2024/09/18	17:25	190.75 EUR	0.00	2

	18						
Frankfurt	2024/09/18	08:07	192.05	EUR	0.00		1
Duesseldorf	2024/09/18	16:31	191.20	EUR	0.00		4
CBOE US (listed only)	2024/09/18	18:06	212.12	USD	21.88		4,040
Berlin	2024/09/18	08:03	192.10	EUR	0.00		1

Company profile

Company Logo



Contact Details

CBOE GLOBAL MARKETS INC.

- -

433 West Van Buren Street - 60607 Chicago

Telefon: +1-312-786-5600

Fax: +

E-mail: -

Company Profile

-

Members of Management Board

William Farrow Chairman of Board of Directors

Alex Matturri Member of Board of Directors

Cecilia Mao Member of Board of Directors

Edward Fitzpatrick Member of Board of Directors

Erin Mansfield Member of Board of Directors

Ivan Fong Member of Board of Directors

James Parisi Member of Board of Directors

Janet Froetscher Member of Board of Directors

Jennifer McPeck Member of Board of Directors

Jill Goodman Member of Board of Directors

Roderick Palmore Member of Board of Directors

Fredric J. Tomczyk Chairman of Managing Board

Catherine Clay Member of Executive Committee

Chris Isaacson Member of Executive Committee

David Howson Member of Executive Committee

Greg Hoogasian Member of Executive Committee

Jill Griebenow Member of Executive Committee

Patrick Sexton Member of Executive Committee

Stephanie Foley Member of Executive Committee