

YOSHITSU CO LTD SPON ADS EA REP 1 ORD SHS

ISIN: **US98741L1017** WKN: **98741L101**

Overview

2024/05/10 22:30:00

Price
0.2224 USDDifference  1.23% (0.00)

General attributes

| | |
|----------------|--------------|
| ISIN | US98741L1017 |
| Symbol | TKLF |
| Exchange | Nasdaq |
| Currency | USD |
| Sector | - |
| Security type | Stock |
| Market cap (m) | 0 |
| Benchmark | NIKKEI 225 |

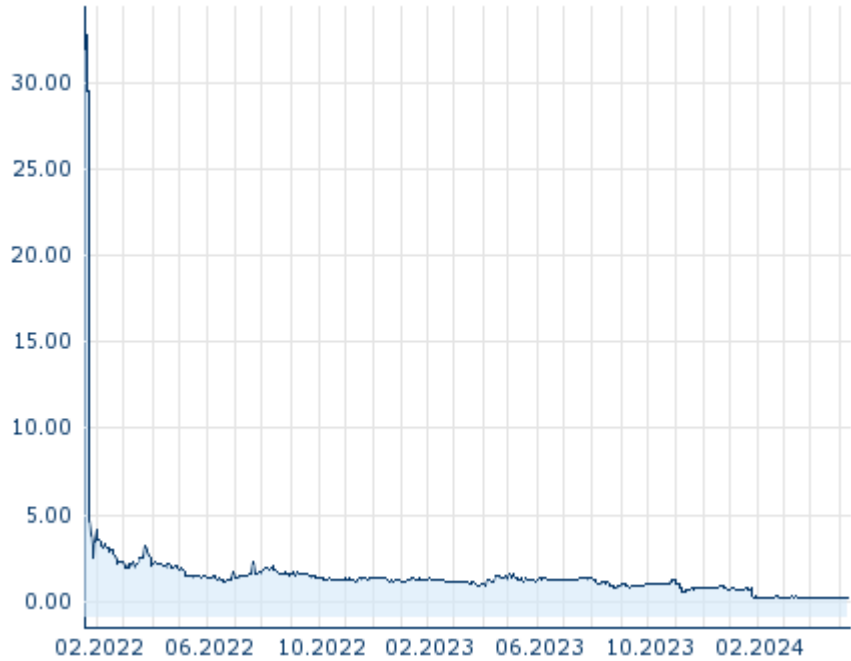
Market data

| | |
|-------------------|--------------------|
| Bid (Bid size) | 0.21 USD (100) |
| Ask (Ask size) | 0.2355 USD (2,000) |
| Open | 0.229 USD |
| High | 0.2291 USD |
| Low | 0.21 USD |
| Close (prev. day) | 0.2197 USD |
| VWAP | 0.216069 USD |
| Volume (pcs) | 451,691 |
| Trading volume | 97,598.83 |
| Number of trades | 699 |
| Last size | - |

Futures and Options

| | |
|-----------------|---|
| Related Futures | - |
| Related Options | - |











5y



Information about previous performance does not guarantee future performance.
Source: FactSet

Recent research

on market

| Date | Headline | Download |
|------------|---|---|
| 2024/02/22 |  Aktienempfehlungen Global |  |
| 2024/02/22 |  Global Equity Ratings |  |
| 2023/10/27 |  Global Equity Ratings |  |
| 2023/10/27 |  Aktienempfehlungen Global |  |
| 2023/09/29 |  Global Equity Ratings |  |

Details

2024/05/10 22:30:00

Price
0.2224 USD

Difference ▲ 1.23% (0.00)

General attributes

| | |
|----------------|--------------|
| ISIN | US98741L1017 |
| Symbol | TKLF |
| Exchange | Nasdaq |
| Currency | USD |
| Sector | - |
| Security type | Stock |
| Market cap (m) | 0 |
| Benchmark | NIKKEI 225 |

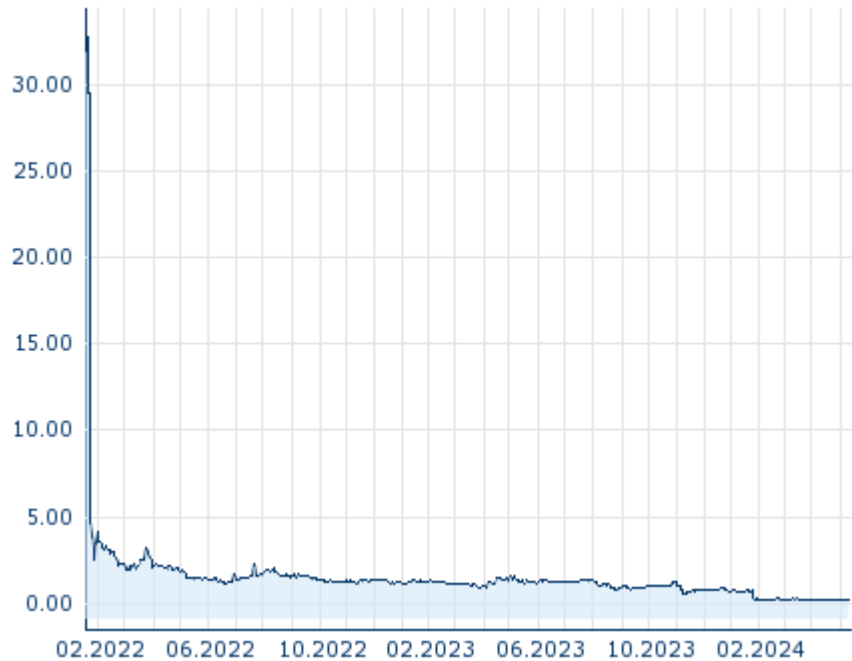
Market data

| | |
|-------------------|--------------------|
| Bid (Bid size) | 0.21 USD (100) |
| Ask (Ask size) | 0.2355 USD (2,000) |
| Open | 0.229 USD |
| High | 0.2291 USD |
| Low | 0.21 USD |
| Close (prev. day) | 0.2197 USD |
| VWAP | 0.216069 USD |
| Volume (pcs) | 451,691 |
| Trading volume | 97,598.83 |
| Number of trades | 699 |
| Last size | - |

Performance and Risk

| | 6m | 1y | 3y |
|-------------|---------|---------|------|
| Perf (%) | -64.12% | -83.28% | - |
| Perf (abs.) | -0.40 | -1.11 | - |
| Beta | 1.25 | 0.44 | 0.64 |
| Volatility | 153.73 | 129.13 | - |

5y



Information about previous performance does not guarantee future performance.
Source: FactSet

Price data

| | |
|---|-------------------------|
| Ø price 5 days Ø volume 5 days (pcs.) | 0.2289 USD (378,629) |
| Ø price 30 days Ø volume 30 days (pcs.) | 0.2359 USD (163,565) |
| Ø price 100 days Ø volume 100 days (pcs.) | 0.3813 USD (397,059) |
| Ø price 250 days Ø volume 250 days (pcs.) | 0.7853 USD (339,436) |
| YTD High date | 0.8197 USD (2024/01/03) |
| YTD Low date | 0.2079 USD (2024/05/01) |
| 52 Weeks High date | 1.4700 USD (2023/07/24) |
| 52 Weeks Low date | 0.2079 USD (2024/05/01) |

Arbitrage views

| Exchange | Date | Time | Price | Trading volume (mio.) | Number of trades |
|----------|------------|-------|------------|-----------------------|------------------|
| Nasdaq | 2024/05/10 | 22:30 | 0.2224 USD | 0.10 | 699 |

Company profile

Company Logo

Contact Details

YOSHITSU CO LTD

--

Telefon: -

Fax: -

E-mail: -

Company Profile

-