

MARATHON OIL CORPORATION COM USD1.00

ISIN: **US5658491064** WKN: **565849106**

Overview

2024/07/26 22:26:26

Price
25.675 EURDifference  -0.21% (-0.06)

General attributes

ISIN	US5658491064
Symbol	MRO
Exchange	Tradegate
Currency	EUR
Sector	Energy / Commodities
Security type	Stock
Market cap (m)	14,487 EUR
Benchmark	S&P 500

Market data

Bid (Bid size)	25.54 EUR (274)
Ask (Ask size)	25.805 EUR (271)
Open	25.45 EUR
High	25.45 EUR
Low	25.45 EUR
Close (prev. day)	25.73 EUR
VWAP	25.45 EUR
Volume (pcs)	100
Trading volume	2,545.00
Number of trades	1
Last size	-

Futures and Options




Related Futures	-
Related Options	-

5y



Information about previous performance does not guarantee future performance.
Source: FactSet

Recent research

on sector		on market	
Date		Headline	Download
2024/07/26		Equity Weekly	
2024/07/24		Global Equity Ratings	
2024/07/24		Aktienempfehlungen Global	
2024/07/15		Aktienempfehlungen Global	
2024/07/12		Equity Weekly	

Details

2024/07/26 22:26:26

Price

25.675 EUR

 Difference ▼ -0.21% (-0.06)

General attributes

ISIN	US5658491064
Symbol	MRO
Exchange	Tradegate
Currency	EUR
Sector	Energy / Commodities
Security type	Stock
Market cap (m)	14,487 EUR
Benchmark	S&P 500

Market data

Bid (Bid size)	25.54 EUR (274)
Ask (Ask size)	25.805 EUR (271)
Open	25.45 EUR
High	25.45 EUR
Low	25.45 EUR
Close (prev. day)	25.73 EUR
VWAP	25.45 EUR
Volume (pcs)	100
Trading volume	2,545.00
Number of trades	1
Last size	-

Performance and Risk

	6m	1y	3y
Perf (%)	+18.93%	+8.07%	+153.87%
Perf (abs.)	+4.05	+1.90	+15.43
Beta	0.29	0.39	0.90
Volatility	24.32	27.29	41.66

5y



Information about previous performance does not guarantee future performance.
Source: FactSet

Price data

Ø price 5 days Ø volume 5 days (pcs.)	25.713 EUR (489)
Ø price 30 days Ø volume 30 days (pcs.)	26.219 EUR (545)
Ø price 100 days Ø volume 100 days (pcs.)	25.574 EUR (700)
Ø price 250 days Ø volume 250 days (pcs.)	24.254 EUR (1,097)
YTD High date	28.500 EUR (2024/05/29)
YTD Low date	20.200 EUR (2024/01/18)
52 Weeks High date	28.500 EUR (2024/05/29)
52 Weeks Low date	20.200 EUR (2024/01/18)

Arbitrage views

Exchange	Date	Time	Price	Trading volume (mio.)	Number of trades
Xetra	2023/09/08	17:35	25.70 EUR	0.00	4
Tradegate	2024/07/26	22:26	25.675 EUR	0.00	1
Stuttgart	2024/07/26	15:44	25.695 EUR	0.00	5
NYSE	2024/07/26	22:00	27.87 USD	123.30	32,038
Munich	2024/07/26	08:02	25.83 EUR	0.00	1

	07/26					
London Stock Exchange	2023/ 12/28	16:45	24.64 USD	0.01		1
Frankfurt	2024/ 07/26	08:03	25.485 EUR	0.00		2
Euronext Milan MTF Trading After Hours	-	-	-	0.00		-
Euronext Milan MTF Global Equity Market	2024/ 07/26	17:44	25.54 EUR	0.00		1
Duesseldorf	2024/ 07/26	19:30	25.72 EUR	0.00		7
Berlin	2024/ 07/26	08:08	25.47 EUR	0.00		3

Company profile

Company Logo



Contact Details

MARATHON OIL CORP.

--

990 Town & Country Boulevard -
77024-2217 Houston

Telefon: +1-713-629-6600

Fax: +

E-mail: -

Company Profile

-

Members of Management Board

Brent Smolik Member of Board of Directors

Chadwick Deaton Member of Board of Directors

Holli Ladhani Member of Board of Directors

M. Hyland Member of Board of Directors

Marcela Donadio Member of Board of Directors

Mark McCollum Member of Board of Directors

Shawn Williams Member of Board of Directors

Lee M. Tillman Chairman of Managing Board

Bruce McCullough Member of Executive Committee

Dane Whitehead Member of Executive Committee

Kim Warnica Member of Executive Committee

Mike Henderson Member of Executive Committee

Patrick J. Wagner Member of Executive Committee

Rob White Member of Executive Committee