

EQUIFAX INC.

ISIN: **US2944291051**WKN: **294429105**

Overview

2024/07/26 22:26:26

Price

252.00 EURDifference  **1.61%** (4.00)

General attributes

ISIN	US2944291051
Symbol	EFX
Exchange	Tradegate
Currency	EUR
Sector	Other
Security type	Stock
Market cap (m)	30,987 EUR
Benchmark	S&P 500

Market data

Bid (Bid size)	250.00 EUR (40)
Ask (Ask size)	252.00 EUR (39)
Open	248.00 EUR
High	248.00 EUR
Low	248.00 EUR
Close (prev. day)	248.00 EUR
VWAP	248.00 EUR
Volume (pcs)	37
Trading volume	9,176.00
Number of trades	2
Last size	-

Futures and Options











Related Futures	-
Related Options	-

5y



Information about previous performance does not guarantee future performance.
Source: FactSet

Recent research

on sector	on market		
Date		Headline	Download
2024/07/26		Equity Weekly	
2024/07/24		Global Equity Ratings	
2024/07/24		Aktienempfehlungen Global	
2024/07/15		Aktienempfehlungen Global	
2024/07/12		Global Equity Ratings	

Details

2024/07/26 22:26:26

Price

252.00 EUR

Difference ▲ 1.61% (4.00)

General attributes

ISIN	US2944291051
Symbol	EFX
Exchange	Tradegate
Currency	EUR
Sector	Other
Security type	Stock
Market cap (m)	30,987 EUR
Benchmark	S&P 500

Market data

Bid (Bid size)	250.00 EUR (40)
Ask (Ask size)	252.00 EUR (39)
Open	248.00 EUR
High	248.00 EUR
Low	248.00 EUR
Close (prev. day)	248.00 EUR
VWAP	248.00 EUR
Volume (pcs)	37
Trading volume	9,176.00
Number of trades	2
Last size	-

Performance and Risk

	6m	1y	3y
Perf (%)	+9.40%	+35.19%	+13.76%
Perf (abs.)	+21.30	+64.55	+30.00
Beta	1.38	1.37	1.24
Volatility	31.26	28.05	31.07

5y



Information about previous performance does not guarantee future performance.
Source: FactSet

Price data

Ø price 5 days Ø volume 5 days (pcs.)	246.40 EUR (30)
Ø price 30 days Ø volume 30 days (pcs.)	231.53 EUR (24)
Ø price 100 days Ø volume 100 days (pcs.)	228.28 EUR (15)
Ø price 250 days Ø volume 250 days (pcs.)	211.04 EUR (18)
YTD High date	254.00 EUR (2024/02/29)
YTD Low date	200.00 EUR (2024/04/18)
52 Weeks High date	254.00 EUR (2024/02/29)
52 Weeks Low date	153.50 EUR (2023/10/19)

Arbitrage views

Exchange	Date	Time	Price	Trading volume (mio.)	Number of trades
Vienna Stock Exchange	2024/07/26	17:32	248.00 EUR	0.00	5
Tradegate	2024/07/26	22:26	252.00 EUR	0.01	2
Stuttgart	2024/07/26	15:44	246.00 EUR	0.00	5
NYSE	2024/07/26	22:00	271.74 USD	166.52	14,175
Munich	2024/07/26	08:02	246.00 EUR	0.00	2

	26						
London Stock Exchange	2024/03/18	15:02	254.03	USD	0.14		3
Frankfurt	2024/07/26	08:03	246.00	EUR	0.00		2
Duesseldorf	2024/07/26	19:31	246.00	EUR	0.00		7
Berlin	2024/07/26	08:02	246.00	EUR	0.00		3

Company profile

Company Logo



Contact Details

EQUIFAX INC.

- -

1550 Peachtree Street, Northwest -
30309-2468 Atlanta

Telefon: +1-404-885-8000

Fax: +

E-mail: -

Company Profile

-

Members of Management Board

Mark Feidler Chairman of Board of Directors

Audrey Tillman Member of Board of Directors

Barbara Larson Member of Board of Directors

G. Hough Member of Board of Directors

John McKinley Member of Board of Directors

Karen Fichuk Member of Board of Directors

Melissa Smith Member of Board of Directors

Robert Marcus Member of Board of Directors

Scott McGregor Member of Board of Directors

Mark W. Begor Chairman of Managing Board

Bryson Koehler Member of Executive Committee

Carla Chaney Member of Executive Committee

Cecilia Mao Member of Executive Committee

Jamil Farshchi Member of Executive Committee

John J. Kelley III Member of Executive Committee

John W. Gamble Jr. Member of Executive Committee

Julia Houston Member of Executive Committee

Rodolfo O. Ploder Member of Executive Committee