

AVANZA BANK HOLDING AB

ISIN: **SE0012454072** WKN: **4408752**

Overview

2024/08/09 08:11:14

Price

20.23 EUR

Difference  0.00% (0.00)

General attributes

ISIN	SE0012454072
Symbol	AZA
Exchange	Munich
Currency	EUR
Sector	Financial
Security type	Stock
Market cap (m)	3,261 EUR
Benchmark	OMX STOCKHOLM 30 INDEX

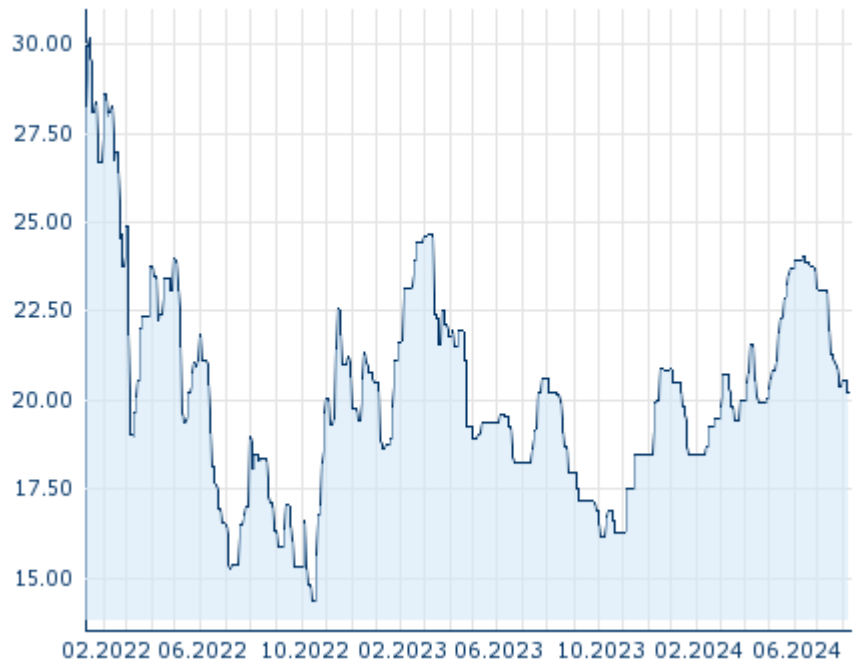
Market data

Bid (Bid size)	20.21 EUR (200)
Ask (Ask size)	21.23 EUR (200)
Open	20.23 EUR
High	20.23 EUR
Low	20.23 EUR
Close (prev. day)	20.23 EUR
VWAP	23.11 EUR
Volume (pcs)	0
Trading volume	0.00
Number of trades	1
Last size	0

Futures and Options










Related Futures	30
Related Options	-

5y



Information about previous performance does not guarantee future performance.
Source: FactSet

Recent research

on sector			
Date		Headline	Download
2024/08/02		Equity Weekly	
2024/07/29		Aktienempfehlungen Österreich	
2024/07/24		Global Equity Ratings	
2024/07/24		Aktienempfehlungen Global	
2024/07/19		Equity Weekly	

Details

2024/08/09 08:11:14

Price
20.23 EUR

Difference ➔ 0.00% (0.00)

General attributes

ISIN	SE0012454072
Symbol	AZA
Exchange	Munich
Currency	EUR
Sector	Financial
Security type	Stock
Market cap (m)	3,261 EUR
Benchmark	OMX STOCKHOLM 30 INDEX

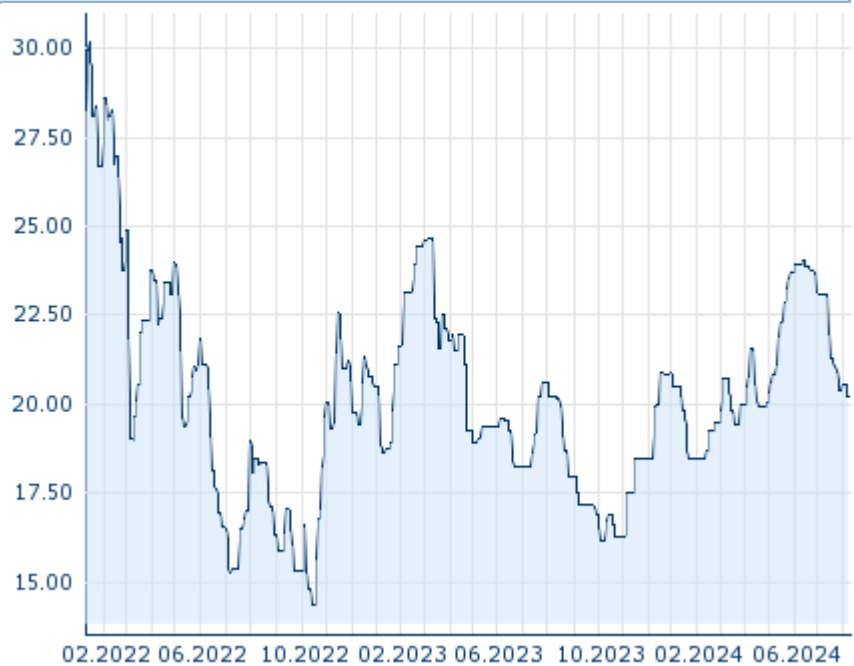
Market data

Bid (Bid size)	20.21 EUR (200)
Ask (Ask size)	21.23 EUR (200)
Open	20.23 EUR
High	20.23 EUR
Low	20.23 EUR
Close (prev. day)	20.23 EUR
VWAP	23.11 EUR
Volume (pcs)	0
Trading volume	0.00
Number of trades	1
Last size	0

Performance and Risk

	6m	1y	3y
Perf (%)	+9.38%	+0.20%	-
Perf (abs.)	+1.74	+0.04	-
Beta	0.73	1.14	1.38
Volatility	18.99	19.97	-

5y



Information about previous performance does not guarantee future performance.
Source: FactSet

Price data

Ø price 5 days Ø volume 5 days (pcs.)	20.35 EUR (0)
Ø price 30 days Ø volume 30 days (pcs.)	21.63 EUR (1)
Ø price 100 days Ø volume 100 days (pcs.)	21.73 EUR (0)
Ø price 250 days Ø volume 250 days (pcs.)	19.81 EUR (0)
YTD High date	24.06 EUR (2024/06/13)
YTD Low date	18.50 EUR (2024/01/23)
52 Weeks High date	24.06 EUR (2024/06/13)
52 Weeks Low date	16.19 EUR (2023/10/04)

All listings for AVANZA BANK HOLDING AB

Exchange ⊕	Date	Time	Price	Trading volume (mio.)	Number of trades
Nasdaq Stockholm	2024/08/09	18:00	238.00 SEK	20.78	1,183
Munich	2024/08/09	08:11	20.23 EUR	0.00	1
London Stock Exchange European Trade Reporting	2024/08/09	17:25	238.05 SEK	0.00	2
Hanover	2024/08/09	08:01	20.05 EUR	0.00	1

Frankfurt	2024/ 08/09	08:03	20.05 EUR	0.00	1
FINRA other OTC Issues	2024/ 03/27	01:10	21.3945 USD	0.00	1
Duesseldorf	2024/ 08/09	19:32	20.36 EUR	0.00	5

Company profile

Company Logo



Company Profile

-

Contact Details

AVANZA BANK

--

Telefon: -

Fax: -

E-mail: -