

HEADWATER EXPLORATION INC.

ISIN: **CA4220961078** WKN: -

Overview

2024/07/26 11:05:45

Price
4.78 EUR

Difference  1.70% (0.08)

General attributes

ISIN	CA4220961078
Symbol	HWX
Exchange	Stuttgart
Currency	EUR
Sector	Energy / Commodities
Security type	Stock
Market cap (m)	1,159 EUR
Benchmark	S&P/TSX 60 INDEX

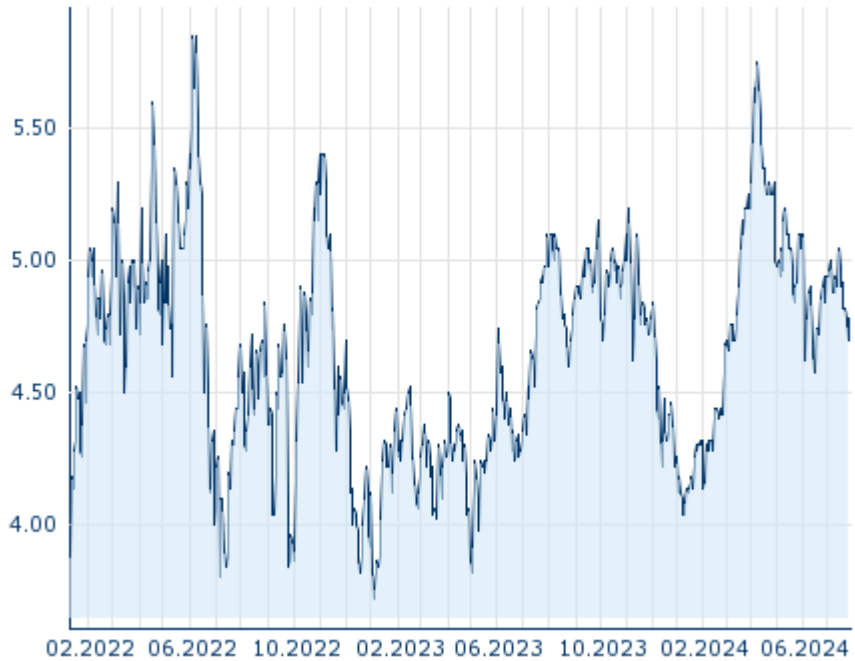
Market data

Bid (Bid size)	- (0)
Ask (Ask size)	- (0)
Open	4.80 EUR
High	4.80 EUR
Low	4.78 EUR
Close (prev. day)	4.70 EUR
VWAP	-
Volume (pcs)	0
Trading volume	0.00
Number of trades	4
Last size	0

Futures and Options




Related Futures	-
Related Options	-

5y



Information about previous performance does not guarantee future performance.
Source: FactSet

Recent research

on sector		
Date	Headline	Download
2024/07/26	 Equity Weekly	
2024/07/24	 Global Equity Ratings	
2024/07/24	 Aktienempfehlungen Global	
2024/07/15	 Aktienempfehlungen Global	
2024/07/12	 Equity Weekly	

Details

2024/07/26 11:05:45

Price
4.78 EUR

Difference ▲ 1.70% (0.08)

General attributes

ISIN	CA4220961078
Symbol	HWX
Exchange	Stuttgart
Currency	EUR
Sector	Energy / Commodities
Security type	Stock
Market cap (m)	1,159 EUR
Benchmark	S&P/TSX 60 INDEX

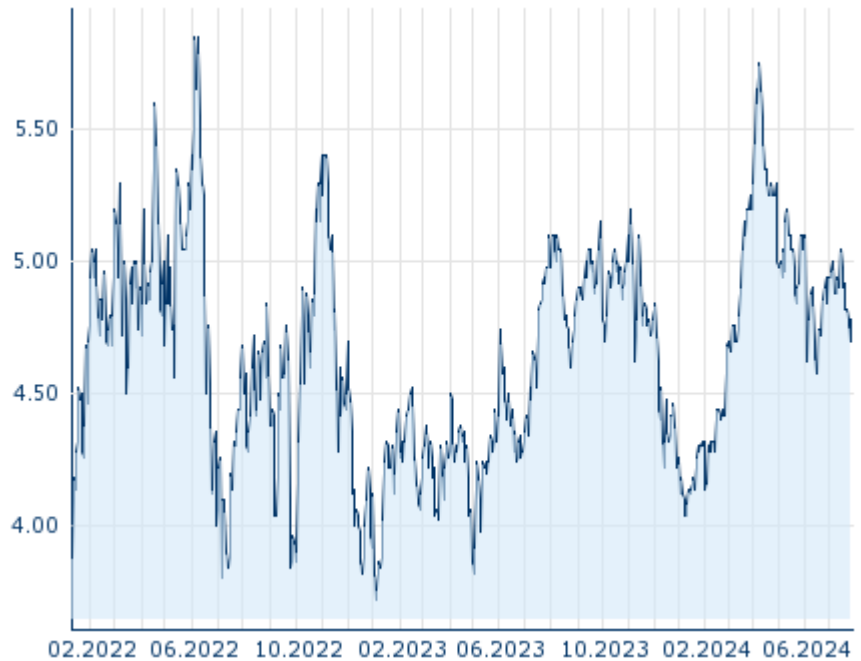
Market data

Bid (Bid size)	- (0)
Ask (Ask size)	- (0)
Open	4.80 EUR
High	4.80 EUR
Low	4.78 EUR
Close (prev. day)	4.70 EUR
VWAP	-
Volume (pcs)	0
Trading volume	0.00
Number of trades	4
Last size	0

Performance and Risk

	6m	1y	3y
Perf (%)	+11.68%	-2.85%	-
Perf (abs.)	+0.50	-0.14	-
Beta	0.81	0.79	1.52
Volatility	28.62	28.99	-

5y



Information about previous performance does not guarantee future performance.
Source: FactSet

Price data

Ø price 5 days Ø volume 5 days (pcs.)	4.77 EUR (0)
Ø price 30 days Ø volume 30 days (pcs.)	4.86 EUR (0)
Ø price 100 days Ø volume 100 days (pcs.)	5.02 EUR (0)
Ø price 250 days Ø volume 250 days (pcs.)	4.80 EUR (25)
YTD High date	5.75 EUR (2024/04/05)
YTD Low date	4.04 EUR (2024/01/10)
52 Weeks High date	5.75 EUR (2024/04/05)
52 Weeks Low date	4.04 EUR (2024/01/10)

All listings for HEADWATER EXPLORATION INC.

Exchange ⊕	Date	Time	Price	Trading volume (mio.)	Number of trades
Tradegate	2024/07/26	22:02	4.86 EUR	0.00	1
Toronto Stock Exchange	2024/07/26	22:00	7.31 CAD	11.39	5,079
Stuttgart	2024/07/26	11:05	4.78 EUR	0.00	4
Munich	2024/07/26	08:02	4.80 EUR	0.00	2
Frankfurt	2024/07/26	09:28	4.80 EUR	0.00	2

	26					
FINRA other OTC Issues	2024/07/26	21:59	5.28 USD	0.37		145
Duesseldorf	2024/07/26	08:11	4.78 EUR	0.00		3
Berlin	2024/07/26	08:13	4.80 EUR	0.00		3

Company profile

Company Logo



Company Profile

-

Contact Details

HEADWATER EXPLORATION

--

4th Avenue SW, Suite 1200 500 T2P 2V6
Calgary

Telefon: +1 (587) 391-3680

Fax: -

E-mail: info@headwaterexp.com