

## RUPERT RESOURCES LTD.

ISIN: CA78165J1057 WKN: -

## Overview

2024/07/26 08:02:41

Price  
2.46 EURDifference  -0.81% (-0.02)

## General attributes

ISIN	CA78165J1057
Symbol	RUP
Exchange	Munich
Currency	EUR
Sector	Energy / Commodities
Security type	Stock
Market cap (m)	491 EUR
Benchmark	S&P/TSX 60 INDEX

## Market data

Bid (Bid size)	-
Ask (Ask size)	-
Open	2.46 EUR
High	2.46 EUR
Low	2.46 EUR
Close (prev. day)	2.48 EUR
VWAP	2.78 EUR
Volume (pcs)	0
Trading volume	0.00
Number of trades	1
Last size	0

## Futures and Options






Related Futures	-
Related Options	-

5y



Information about previous performance does not guarantee future performance.  
Source: FactSet

## Recent research

on sector			
Date		Headline	Download
2024/07/26		Equity Weekly	
2024/07/24		Global Equity Ratings	
2024/07/24		Aktienempfehlungen Global	
2024/07/15		Aktienempfehlungen Global	
2024/07/12		Equity Weekly	

## Details

2024/07/26 08:02:41

Price  
2.46 EUR

Difference ▼ -0.81% (-0.02)

## General attributes

ISIN	CA78165J1057
Symbol	RUP
Exchange	Munich
Currency	EUR
Sector	Energy / Commodities
Security type	Stock
Market cap (m)	491 EUR
Benchmark	S&P/TSX 60 INDEX

## Market data

Bid (Bid size)	-
Ask (Ask size)	-
Open	2.46 EUR
High	2.46 EUR
Low	2.46 EUR
Close (prev. day)	2.48 EUR
VWAP	2.78 EUR
Volume (pcs)	0
Trading volume	0.00
Number of trades	1
Last size	0

## Performance and Risk

	6m	1y	3y
Perf (%)	+7.89%	-12.14%	-
Perf (abs.)	+0.18	-0.34	-
Beta	1.03	1.20	0.77
Volatility	31.00	38.67	-

5y



Information about previous performance does not guarantee future performance.  
Source: FactSet

## Price data

Ø price 5 days   Ø volume 5 days (pcs.)	2.49 EUR (0)
Ø price 30 days   Ø volume 30 days (pcs.)	2.60 EUR (0)
Ø price 100 days   Ø volume 100 days (pcs.)	2.62 EUR (2)
Ø price 250 days   Ø volume 250 days (pcs.)	2.46 EUR (31)
YTD High   date	2.90 EUR (2024/04/29)
YTD Low   date	2.06 EUR (2024/02/22)
52 Weeks High   date	2.90 EUR (2024/04/29)
52 Weeks Low   date	1.92 EUR (2023/11/15)

## All listings for RUPERT RESOURCES LTD.

Exchange	Date	Time	Price	Trading volume (mio.)	Number of trades
Toronto Stock Exchange	2024/07/26	21:57	3.61 CAD	0.10	43
Stuttgart	2024/07/26	14:44	2.34 EUR	0.00	3
Munich	2024/07/26	08:02	2.46 EUR	0.00	1
Frankfurt	2024/07/26	08:10	2.34 EUR	0.00	1
FINRA other OTC	2024/07/26	18:45	2.5951 USD	0.01	6

Issues	26					
Duesseldorf	2024/07/ 26	19:32	2.32 EUR	0.00		5
Berlin	2024/07/ 26	20:22	2.44 EUR	0.00		13

## Company profile

### Company Logo



### Company Profile

-

### Contact Details

RUPERT RESOURCES

--

----

Telefon: -

Fax: -

E-mail: -