

INDUSTRIVÄRDEN AB SER. A

ISIN: SE0000190126 WKN: 5463448

Overview

2024/06/27 21:37:30

Price

31.26 USD

Difference  -7.24% (-2.44)

General attributes

ISIN SE0000190126

Symbol INDU A

Exchange FINRA other OTC Issues

Currency USD

Sector Financial

Security type Stock

Market cap (m) 13,110 EUR

Benchmark OMX STOCKHOLM 30 INDEX

Market data

Bid (Bid size) -

Ask (Ask size) -

Open 31.26 USD

High 31.26 USD

Low 31.26 USD

Close (prev. day) 33.70 USD

VWAP 31.26 USD

Volume (pcs) 323

Trading volume 10,184.58

Number of trades 2

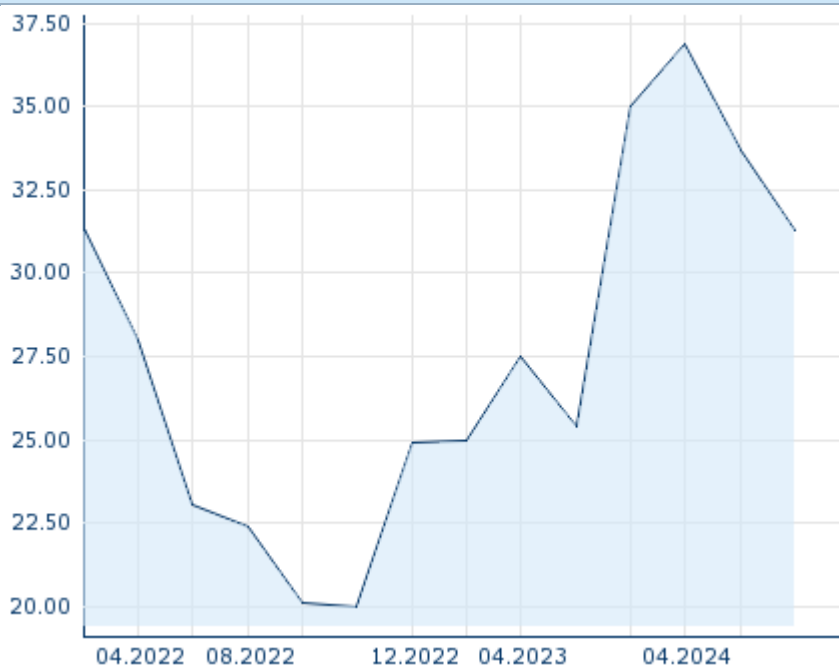
Last size 290

Futures and Options

Related Futures -

Related Options -











5y



Information about previous performance does not guarantee future performance.

Source: FactSet

Recent research

on sector			
Date		Headline	Download
2024/07/24		Global Equity Ratings	
2024/07/24		Aktienempfehlungen Global	
2024/07/19		Equity Weekly	
2024/07/15		Aktienempfehlungen Global	
2024/07/12		Global Equity Ratings	

Details

2024/06/27 21:37:30

Price

31.26 USD

Difference 📉 -7.24% (-2.44)

General attributes

ISIN	SE0000190126
Symbol	INDU A
Exchange	FINRA other OTC Issues
Currency	USD
Sector	Financial
Security type	Stock
Market cap (m)	13,110 EUR
Benchmark	OMX STOCKHOLM 30 INDEX

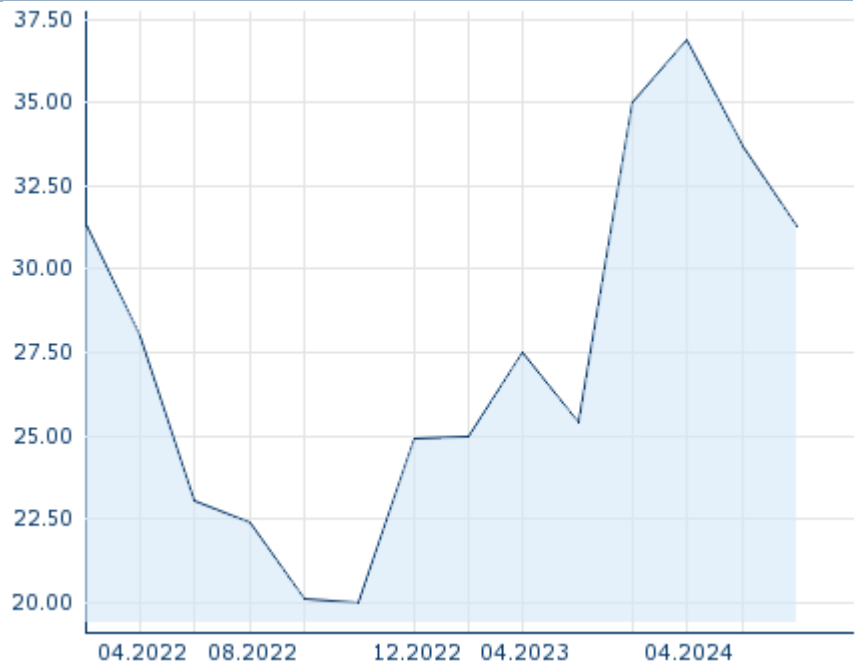
Market data

Bid (Bid size)	-
Ask (Ask size)	-
Open	31.26 USD
High	31.26 USD
Low	31.26 USD
Close (prev. day)	33.70 USD
VWAP	31.26 USD
Volume (pcs)	323
Trading volume	10,184.58
Number of trades	2
Last size	290

Performance and Risk

	6m	1y	3y
Perf (%)	-	-	-
Perf (abs.)	-	-	-
Beta	1.06	0.99	1.05
Volatility	-	-	-

5y



Information about previous performance does not guarantee future performance.

Source: FactSet

Price data

Ø price 5 days Ø volume 5 days (pcs.)	- USD (-)
Ø price 30 days Ø volume 30 days (pcs.)	32.48 USD (54)
Ø price 100 days Ø volume 100 days (pcs.)	34.21 USD (21)
Ø price 250 days Ø volume 250 days (pcs.)	34.21 USD (15)
YTD High date	36.87 USD (2024/04/03)
YTD Low date	31.26 USD (2024/06/27)
52 Weeks High date	36.87 USD (2024/04/03)
52 Weeks Low date	31.26 USD (2024/06/27)

Arbitrage views

Exchange 📍	Date	Time	Price	Trading volume (mio.)	Number of trades
Tradegate	2024/07/26	22:02	30.98 EUR	0.00	1
Stuttgart	2024/07/26	13:56	30.82 EUR	0.00	9
Nasdaq Stockholm	2024/07/26	18:00	363.00 SEK	32.38	1,723
Munich	2024/07/26	08:04	30.70 EUR	0.00	2
London Stock Exchange	2024/	17:25	361.30 SEK	0.00	2

European Trade Reporting	07/26					
Hanover	2024/ 07/26	08:01	30.76 EUR	0.00		3
Frankfurt	2024/ 07/26	08:03	30.70 EUR	0.00		2
FINRA other OTC Issues	2024/ 06/27	21:37	31.26 USD	0.01		2
Duesseldorf	2024/ 07/26	19:32	30.86 EUR	0.00		7
Berlin	2024/ 07/26	21:43	30.92 EUR	0.00		17

Company profile

Company Logo



Contact Details

INDUSTRIVAERDEN AB

--

Telefon: -

Fax: -

E-mail: -

Company Profile

-

Members of Management Board

Helena Stjernholm	Chairman of Managing Board
Jan Öhman	Member of Executive Committee
Jennie Knutsson	Member of Executive Committee
Karl Åberg	Member of Executive Committee
Sverker Sivall	Member of Executive Committee

Board of directors

Lars Fredrik Elis Lundberg	Chairman of Supervisory Board
Lars Ture Pettersson	Member of Supervisory Board
Bengt David Harry Kjell	Member of Supervisory Board
Fredrik Persson	Member of Supervisory Board
Gustav Christian Caspar	Member of Supervisory Board
Katarina Martinson	Member of Supervisory Board
Marika Fredriksson	Member of Supervisory Board
Pär Boman	Member of Supervisory Board