

INDUSTRIVÄRDEN AB SER. A

ISIN: SE0000190126 WKN: 5463448

Overview

2024/06/27 21:37:30

Price

31.26 USD

Difference  -7.24% (-2.44)

General attributes

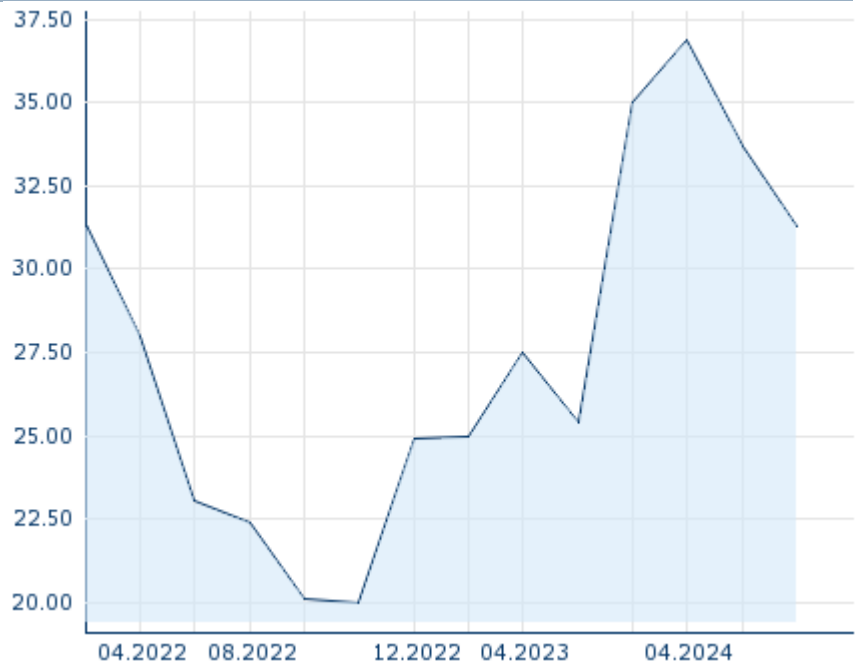
ISIN	SE0000190126
Symbol	INDU A
Exchange	FINRA other OTC Issues
Currency	USD
Sector	Financial
Security type	Stock
Market cap (m)	13,154 EUR
Benchmark	OMX STOCKHOLM 30 INDEX

Market data

Bid (Bid size)	-
Ask (Ask size)	-
Open	31.26 USD
High	31.26 USD
Low	31.26 USD
Close (prev. day)	33.70 USD
VWAP	31.26 USD
Volume (pcs)	323
Trading volume	10,184.58
Number of trades	2
Last size	290

Futures and Options

Related Futures	-
Related Options	-













5y

Information about previous performance does not guarantee future performance.

Source: FactSet

Recent research

on sector			
Date		Headline	Download
2024/07/24		Global Equity Ratings	
2024/07/24		Aktienempfehlungen Global	
2024/07/19		Equity Weekly	
2024/07/15		Aktienempfehlungen Global	
2024/07/12		Global Equity Ratings	

Details

2024/06/27 21:37:30

Price

31.26 USD

Difference 📉 -7.24% (-2.44)

General attributes

ISIN	SE0000190126
Symbol	INDU A
Exchange	FINRA other OTC Issues
Currency	USD
Sector	Financial
Security type	Stock
Market cap (m)	13,154 EUR
Benchmark	OMX STOCKHOLM 30 INDEX

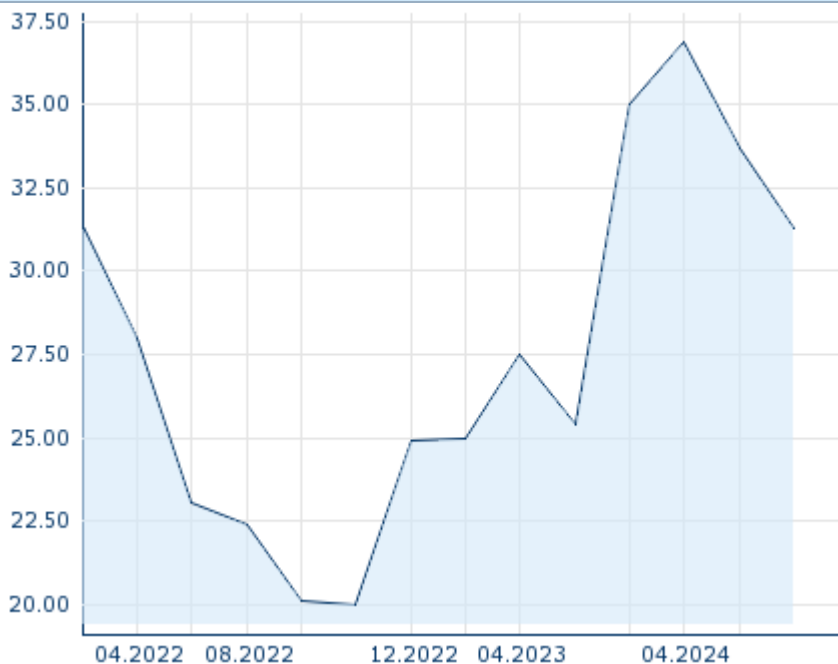
Market data

Bid (Bid size)	-
Ask (Ask size)	-
Open	31.26 USD
High	31.26 USD
Low	31.26 USD
Close (prev. day)	33.70 USD
VWAP	31.26 USD
Volume (pcs)	323
Trading volume	10,184.58
Number of trades	2
Last size	290

Performance and Risk

	6m	1y	3y
Perf (%)	-	-	-
Perf (abs.)	-	-	-
Beta	1.06	1.00	1.05
Volatility	-	-	-

5y



Information about previous performance does not guarantee future performance.
Source: FactSet

Price data

Ø price 5 days Ø volume 5 days (pcs.)	- USD (-)
Ø price 30 days Ø volume 30 days (pcs.)	32.48 USD (54)
Ø price 100 days Ø volume 100 days (pcs.)	34.21 USD (21)
Ø price 250 days Ø volume 250 days (pcs.)	34.21 USD (15)
YTD High date	36.87 USD (2024/04/03)
YTD Low date	31.26 USD (2024/06/27)
52 Weeks High date	36.87 USD (2024/04/03)
52 Weeks Low date	31.26 USD (2024/06/27)

Arbitrage views

Exchange	Date	Time	Price	Trading volume (mio.)	Number of trades
Tradegate	2024/07/26	22:02	30.98 EUR	0.00	1
Stuttgart	2024/07/26	13:56	30.82 EUR	0.00	9
Nasdaq Stockholm	2024/07/26	18:00	363.00 SEK	32.38	1,723
Munich	2024/07/26	08:04	30.70 EUR	0.00	2
London Stock Exchange	2024/	17:25	361.30 SEK	0.00	2

European Trade Reporting	07/26					
Hanover	2024/ 07/26	08:01	30.76 EUR	0.00		3
Frankfurt	2024/ 07/26	08:03	30.70 EUR	0.00		2
FINRA other OTC Issues	2024/ 06/27	21:37	31.26 USD	0.01		2
Duesseldorf	2024/ 07/26	19:32	30.86 EUR	0.00		7
Berlin	2024/ 07/26	21:43	30.92 EUR	0.00		17

Company profile

Company Logo



Contact Details

INDUSTRIVAERDEN AB

--

Telefon: -

Fax: -

E-mail: -

Company Profile

-

Members of Management Board

Helena Stjernholm Chairman of Managing Board

Jan Öhman Member of Executive Committee

Jennie Knutsson Member of Executive Committee

Karl Åberg Member of Executive Committee

Sverker Sivall Member of Executive Committee

Board of directors

Lars Fredrik Elis Lundberg Chairman of Supervisory Board

Lars Ture Pettersson Member of Supervisory Board

Bengt David Harry Kjell Member of Supervisory Board

Fredrik Persson Member of Supervisory Board

Gustav Christian Caspar Member of Supervisory Board

Katarina Martinson Member of Supervisory Board

Marika Fredriksson Member of Supervisory Board

Pär Boman Member of Supervisory Board