

KEMPOWER OYJ

ISIN: **FI4000513593** WKN: -

Overview

2024/09/13 08:07:22

Price
10.05 EURDifference  0.55% (0.06)

General attributes

ISIN	FI4000513593
Symbol	KEMPOWR
Exchange	Munich
Currency	EUR
Sector	Automotive
Security type	Stock
Market cap (m)	572 EUR
Benchmark	OMX HELSINKI 25

Market data

Bid (Bid size)	-
Ask (Ask size)	-
Open	10.05 EUR
High	10.05 EUR
Low	10.05 EUR
Close (prev. day)	9.995 EUR
VWAP	13.95 EUR
Volume (pcs)	0
Trading volume	0.00
Number of trades	2
Last size	0

Futures and Options







Related Futures	-
Related Options	-

5y



Information about previous performance does not guarantee future performance.
Source: FactSet

Recent research

on sector		on market	
Date		Headline	Download
2024/09/11		Global Equity Ratings	
2024/09/11		Aktienempfehlungen Global	
2024/09/09		Aktienempfehlungen Österreich	
2024/09/05		Global Equity Ratings	
2024/09/05		Aktienempfehlungen Global	

Details

2024/09/13 08:07:22

Price

10.05 EUR

Difference ▲ 0.55% (0.06)

General attributes

ISIN	FI4000513593
Symbol	KEMPOWR
Exchange	Munich
Currency	EUR
Sector	Automotive
Security type	Stock
Market cap (m)	572 EUR
Benchmark	OMX HELSINKI 25

Market data

Bid (Bid size)	-
Ask (Ask size)	-
Open	10.05 EUR
High	10.05 EUR
Low	10.05 EUR
Close (prev. day)	9.995 EUR
VWAP	13.95 EUR
Volume (pcs)	0
Trading volume	0.00
Number of trades	2
Last size	0

Performance and Risk

	6m	1y	3y
Perf (%)	-51.73%	-78.53%	-
Perf (abs.)	-10.77	-36.77	-
Beta	-	-	-
Volatility	64.99	69.41	-

5y



Information about previous performance does not guarantee future performance.
Source: FactSet

Price data

Ø price 5 days Ø volume 5 days (pcs.)	10.11 EUR (0)
Ø price 30 days Ø volume 30 days (pcs.)	12.53 EUR (0)
Ø price 100 days Ø volume 100 days (pcs.)	18.33 EUR (30)
Ø price 250 days Ø volume 250 days (pcs.)	25.00 EUR (29)
YTD High date	32.34 EUR (2024/01/02)
YTD Low date	9.99 EUR (2024/09/12)
52 Weeks High date	52.70 EUR (2023/10/13)
52 Weeks Low date	9.99 EUR (2024/09/12)

All listings for KEMPOWER OYJ

Exchange 📍	Date	Time	Price	Trading volume (mio.)	Number of trades
Tradegate	2024/09/13	22:26	10.31 EUR	0.00	3
Stuttgart	2024/09/13	14:28	10.06 EUR	0.00	9
Nasdaq Helsinki	2024/09/13	18:00	10.29 EUR	0.65	772
Munich	2024/09/13	08:07	10.05 EUR	0.00	2

London Stock Exchange European Trade Reporting	2024/ 08/29	14:54	12.2977 EUR	0.02	1
Frankfurt	2024/ 09/13	09:12	10.22 EUR	0.00	1
Duesseldorf	2024/ 09/13	08:12	10.04 EUR	0.00	3
Berlin	2024/ 09/13	21:43	10.28 EUR	0.00	19

Company profile

Company Logo



Company Profile

-

Contact Details

KEMPOWER

--

Ala-Okeroistentie 29 15700 Lahti

Telefon: +358 29 0021900

Fax: -

E-mail: info@kempower.com