

THOR EXPLORATIONS LTD.

ISIN: CA8851491040 WKN: BL9YLD9

Overview

2024/07/26 08:02:41

Price
0.169 EURDifference  -2.31% (-0.00)

General attributes

ISIN	CA8851491040
Symbol	THX
Exchange	Munich
Currency	EUR
Sector	Energy / Commodities
Security type	Stock
Market cap (m)	107 EUR
Benchmark	S&P/TSX 60 INDEX

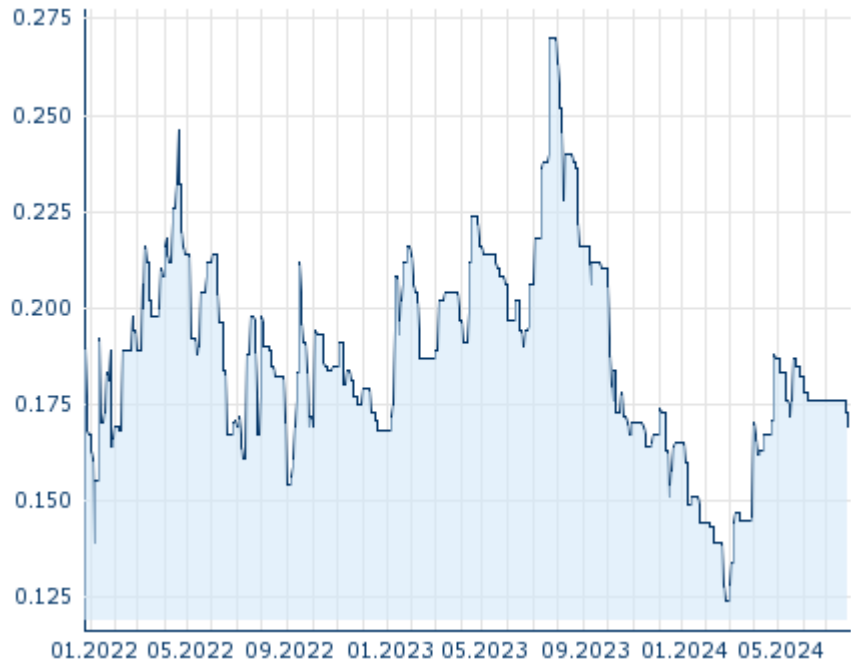
Market data

Bid (Bid size)	-
Ask (Ask size)	-
Open	0.169 EUR
High	0.169 EUR
Low	0.169 EUR
Close (prev. day)	0.173 EUR
VWAP	0.176 EUR
Volume (pcs)	0
Trading volume	0.00
Number of trades	2
Last size	0

Futures and Options











Related Futures	-
Related Options	-

5y



Information about previous performance does not guarantee future performance.
Source: FactSet

Recent research

on sector			
Date		Headline	Download
2024/07/26		Equity Weekly	
2024/07/24		Global Equity Ratings	
2024/07/24		Aktienempfehlungen Global	
2024/07/15		Aktienempfehlungen Global	
2024/07/12		Equity Weekly	

Details

2024/07/26 08:02:41

Price

0.169 EUR

 Difference ▼ -2.31% (-0.00)

General attributes

ISIN	CA8851491040
Symbol	THX
Exchange	Munich
Currency	EUR
Sector	Energy / Commodities
Security type	Stock
Market cap (m)	107 EUR
Benchmark	S&P/TSX 60 INDEX

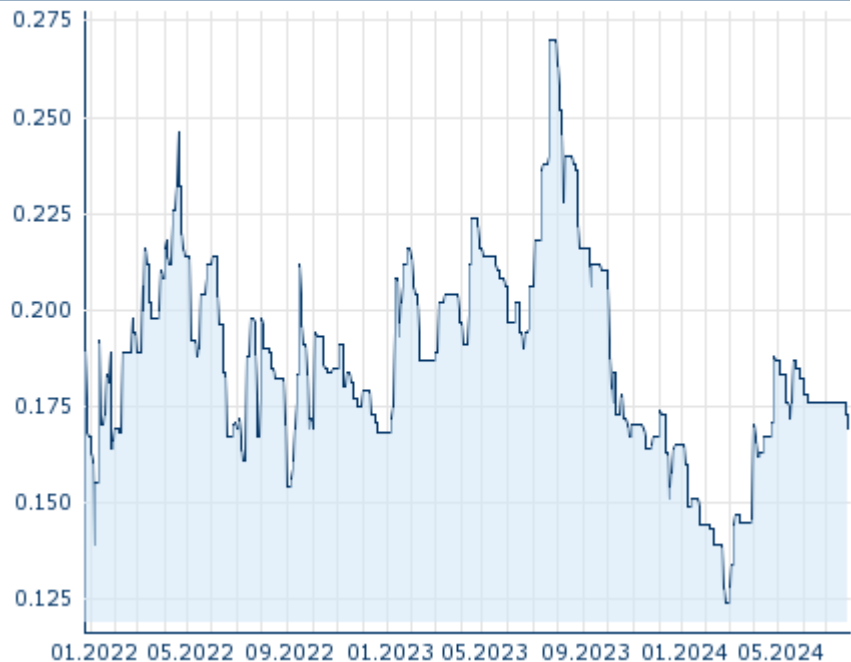
Market data

Bid (Bid size)	-
Ask (Ask size)	-
Open	0.169 EUR
High	0.169 EUR
Low	0.169 EUR
Close (prev. day)	0.173 EUR
VWAP	0.176 EUR
Volume (pcs)	0
Trading volume	0.00
Number of trades	2
Last size	0

Performance and Risk

	6m	1y	3y
Perf (%)	+17.36%	-37.41%	-
Perf (abs.)	+0.03	-0.10	-
Beta	0.12	0.34	0.41
Volatility	35.08	34.08	-

5y



Information about previous performance does not guarantee future performance.
Source: FactSet

Price data

Ø price 5 days Ø volume 5 days (pcs.)	0.173 EUR (0)
Ø price 30 days Ø volume 30 days (pcs.)	0.176 EUR (0)
Ø price 100 days Ø volume 100 days (pcs.)	0.171 EUR (426)
Ø price 250 days Ø volume 250 days (pcs.)	0.174 EUR (281)
YTD High date	0.188 EUR (2024/04/26)
YTD Low date	0.124 EUR (2024/02/23)
52 Weeks High date	0.270 EUR (2023/07/27)
52 Weeks Low date	0.124 EUR (2024/02/23)

All listings for THOR EXPLORATIONS LTD.

Exchange	Date	Time	Price	Trading volume (mio.)	Number of trades
Tradegate	2024/07/26	22:02	0.162 EUR	0.00	1
TSX Venture Exchange	2024/07/26	21:07	0.245 CAD	0.01	7
Stuttgart	2024/07/26	14:44	0.155 EUR	0.00	5
Munich	2024/07/26	08:02	0.169 EUR	0.00	2
London Stock	2024/07/26	17:35	13.75 GBP	0.86	5

Exchange	26					
Frankfurt	2024/07/26	08:10	0.152	EUR	0.00	2
FINRA other OTC Issues	2024/07/25	20:38	0.2095	USD	0.00	3
Berlin	2024/07/26	20:22	0.165	EUR	0.00	13

Company profile

Company Logo



Company Profile

-

Contact Details

THOR EXPLORATIONS

--

Telefon: -

Fax: -

E-mail: -