

SOLOCAL GROUP SA

ISIN: FR0014000609 WKN: -

Overview

2024/07/24 08:03:51

Price
0.0464 EURDifference  0.00% (0.00)

General attributes

ISIN	FR0014000609
Symbol	LOCAL
Exchange	Munich
Currency	EUR
Sector	Media / Entertainment / Recreation
Security type	Stock
Market cap (m)	5 EUR
Benchmark	CAC 40 INDEX

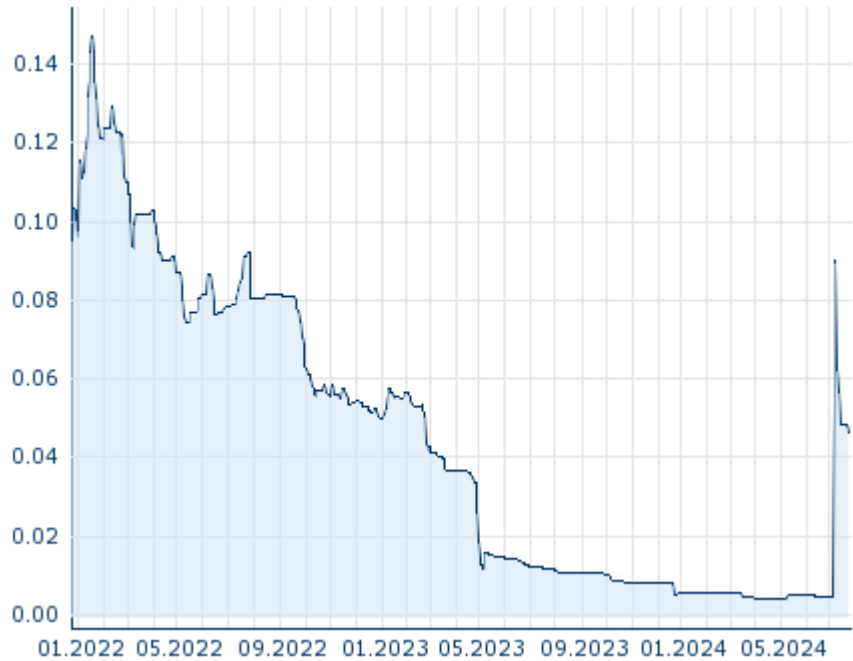
Market data

Bid (Bid size)	-
Ask (Ask size)	-
Open	0.0464 EUR
High	0.0464 EUR
Low	0.0464 EUR
Close (prev. day)	0.0464 EUR
VWAP	0.005218 EUR
Volume (pcs)	0
Trading volume	0.00
Number of trades	1
Last size	0

Futures and Options







Related Futures	-
Related Options	-

5y



Information about previous performance does not guarantee future performance.
Source: FactSet

Recent research

on sector		on market	
Date		Headline	Download
2024/07/24		Global Equity Ratings	
2024/07/24		Aktienempfehlungen Global	
2024/07/15		Aktienempfehlungen Global	
2024/07/12		Global Equity Ratings	
2024/07/09		Aktienempfehlungen Österreich	

Details

2024/07/24 08:03:51

Price

0.0464 EUR

Difference ➔ 0.00% (0.00)

General attributes

ISIN	FR0014000609
Symbol	LOCAL
Exchange	Munich
Currency	EUR
Sector	Media / Entertainment / Recreation
Security type	Stock
Market cap (m)	5 EUR
Benchmark	CAC 40 INDEX

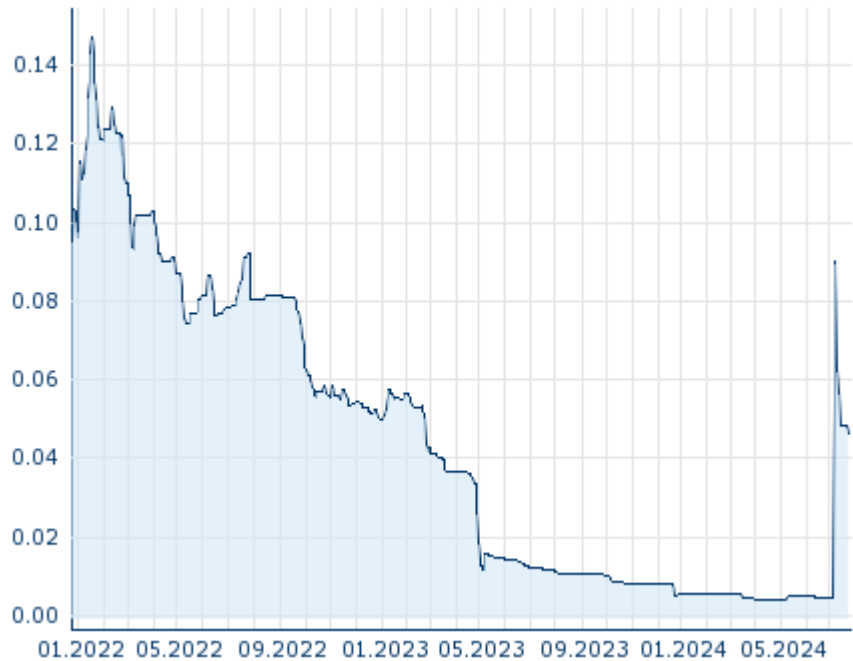
Market data

Bid (Bid size)	-
Ask (Ask size)	-
Open	0.0464 EUR
High	0.0464 EUR
Low	0.0464 EUR
Close (prev. day)	0.0464 EUR
VWAP	0.005218 EUR
Volume (pcs)	0
Trading volume	0.00
Number of trades	1
Last size	0

Performance and Risk

	6m	1y	3y
Perf (%)	+740.70%	+295.45%	-
Perf (abs.)	+0.04	+0.03	-
Beta	-1.00	-0.31	0.79
Volatility	372.94	266.01	-

5y



Information about previous performance does not guarantee future performance.
Source: FactSet

Price data

Ø price 5 days Ø volume 5 days (pcs.)	0.0477 EUR (0)
Ø price 30 days Ø volume 30 days (pcs.)	0.0276 EUR (0)
Ø price 100 days Ø volume 100 days (pcs.)	0.0115 EUR (0)
Ø price 250 days Ø volume 250 days (pcs.)	0.0094 EUR (53)
YTD High date	0.0900 EUR (2024/07/08)
YTD Low date	0.0041 EUR (2024/04/18)
52 Weeks High date	0.0900 EUR (2024/07/08)
52 Weeks Low date	0.0041 EUR (2024/04/18)

Arbitrage views

Exchange ⊕	Date	Time	Price	Trading volume (mio.)	Number of trades
Stuttgart	2024/07/24	15:35	0.032 EUR	0.00	8
Munich	2024/07/24	08:03	0.0464 EUR	0.00	1
London Stock Exchange European Trade Reporting	2024/07/24	17:30	0.0391 EUR	0.00	2
Frankfurt	2024/07/24	08:02	0.0283 EUR	0.00	2
Euronext Paris	2024/	17:35	0.0402 EUR	0.01	64

	07/24						
Berlin	2024/ 07/24	08:04	0.0283	EUR	0.00		3

Company profile

Company Logo



Contact Details

SOLOCAL GROUP

--

Avenue de la Cristallerie 7 92317 Sèvres
Cedex

Telefon: +33 14 62 33 00 0

Fax: +33 14 62 33 28 6

E-mail: investisseurs@steria.fr

Company Profile

Board of directors

Philippe J. C. Mellier	Chairman of Supervisory Board
Delphine Grison	Member of Supervisory Board
Anne-France Laclide-Drouin	Member of Supervisory Board
Bruno Guillemet	Member of Supervisory Board
Catherine Robaglia	Member of Supervisory Board
David Amar	Member of Supervisory Board
Marie-Christine Levet	Member of Supervisory Board
Sophie Sursock	Member of Supervisory Board