

## SOLOCAL GROUP SA

ISIN: FR0014000609 WKN: -

## Overview

2024/06/28 08:03:18

Price  
0.0538 EURDifference  0.00% (0.00)

## General attributes

ISIN	FR0014000609
Symbol	LOCAL
Exchange	Munich
Currency	EUR
Sector	Media / Entertainment / Recreation
Security type	Stock
Market cap (m)	7 EUR
Benchmark	CAC 40 INDEX

## Market data

Bid (Bid size)	-
Ask (Ask size)	-
Open	0.0538 EUR
High	0.0538 EUR
Low	0.0538 EUR
Close (prev. day)	0.0538 EUR
VWAP	0.06457 EUR
Volume (pcs)	0
Trading volume	0.00
Number of trades	1
Last size	0

## Futures and Options











Related Futures	-
Related Options	-

5y



Information about previous performance does not guarantee future performance.  
Source: FactSet

## Recent research

	on sector	on market	
Date		Headline	Download
2024/06/28		Equity Weekly	
2024/06/24		Aktienempfehlungen Österreich	
2024/06/21		Global Equity Ratings	
2024/06/21		Aktienempfehlungen Global	
2024/06/14		Equity Weekly	

## Details

2024/06/28 08:03:18

**Price**  
0.0538 EUR

**Difference**  0.00% (0.00)

## General attributes

ISIN	FR0014000609
Symbol	LOCAL
Exchange	Munich
Currency	EUR
Sector	Media / Entertainment / Recreation
Security type	Stock
Market cap (m)	7 EUR
Benchmark	CAC 40 INDEX

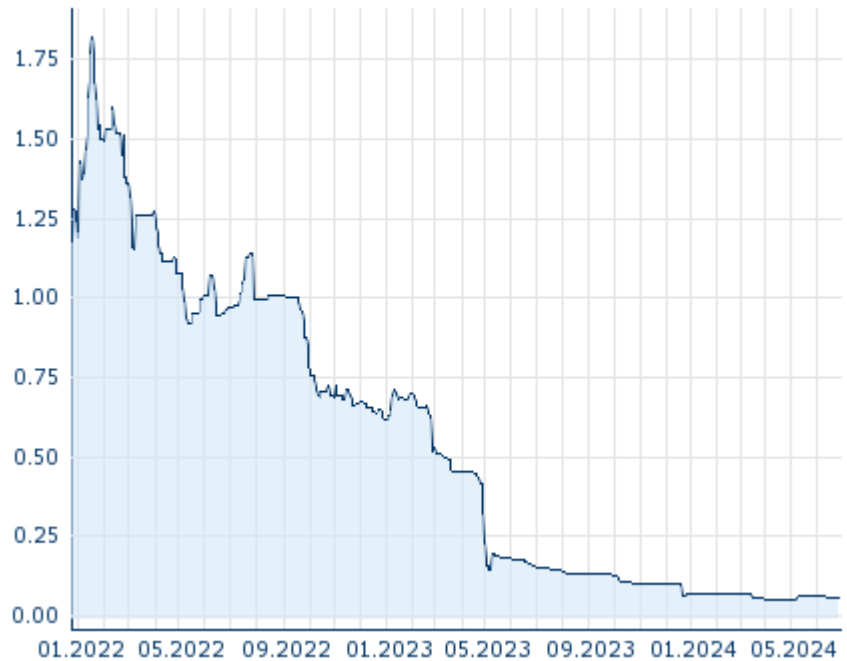
## Market data

Bid (Bid size)	-
Ask (Ask size)	-
Open	0.0538 EUR
High	0.0538 EUR
Low	0.0538 EUR
Close (prev. day)	0.0538 EUR
VWAP	0.06457 EUR
Volume (pcs)	0
Trading volume	0.00
Number of trades	1
Last size	0

## Performance and Risk

	6m	1y	3y
Perf (%)	-19.58%	-65.82%	-
Perf (abs.)	-0.01	-0.10	-
Beta	0.37	0.33	0.93
Volatility	35.91	51.31	-

5y



Information about previous performance does not guarantee future performance.  
Source: FactSet

## Price data

Ø price 5 days   Ø volume 5 days (pcs.)	0.0538 EUR (0)
Ø price 30 days   Ø volume 30 days (pcs.)	0.0587 EUR (0)
Ø price 100 days   Ø volume 100 days (pcs.)	0.0587 EUR (0)
Ø price 250 days   Ø volume 250 days (pcs.)	0.0889 EUR (4)
YTD High   date	0.0683 EUR (2024/01/08)
YTD Low   date	0.0502 EUR (2024/04/18)
52 Weeks High   date	0.1560 EUR (2023/06/29)
52 Weeks Low   date	0.0502 EUR (2024/04/18)

## Arbitrage views

Exchange 	Date	Time	Price	Trading volume (mio.)	Number of trades
Stuttgart	2024/06/28	15:36	0.0412 EUR	0.00	11
Munich	2024/06/28	08:03	0.0538 EUR	0.00	1
London Stock Exchange European Trade Reporting	2024/06/28	17:30	0.0498 EUR	0.00	2
Frankfurt	2024/06/28	08:04	0.044 EUR	0.00	2
Euronext Paris	2024/	17:35	0.0495 EUR	0.00	23

	06/28					
Berlin	2024/ 06/28	08:03	0.044	EUR	0.00	3

## Company profile

### Company Logo



### Contact Details

SOLOCAL GROUP

--

Avenue de la Cristallerie 7 92317 Sèvres  
Cedex

Telefon: +33 14 62 33 00 0

Fax: +33 14 62 33 28 6

E-mail: [investisseurs@steria.fr](mailto:investisseurs@steria.fr)

### Company Profile

#### Board of directors

Philippe J. C. Mellier	Chairman of Supervisory Board
Delphine Grison	Member of Supervisory Board
Anne-France Laclide-Drouin	Member of Supervisory Board
Bruno Guillemet	Member of Supervisory Board
Catherine Robaglia	Member of Supervisory Board
David Amar	Member of Supervisory Board
Marie-Christine Levet	Member of Supervisory Board
Sophie Sursock	Member of Supervisory Board