

EQUASENS SA

ISIN: **FR0012882389**

WKN: -

Overview

2024/08/09 08:11:15

Price

45.85 EUR

Difference  0.00% (0.00)

General attributes

ISIN FR0012882389

Symbol EQS

Exchange Munich

Currency EUR

Sector Chemical / Pharmaceutical / Health

Security type Stock

Market cap (m) 704 EUR

Benchmark CAC 40 INDEX

Market data

Bid (Bid size) -

Ask (Ask size) -

Open 45.85 EUR

High 45.85 EUR

Low 45.85 EUR

Close (prev. day) 45.85 EUR

VWAP 49.80 EUR

Volume (pcs) 0

Trading volume 0.00

Number of trades 1

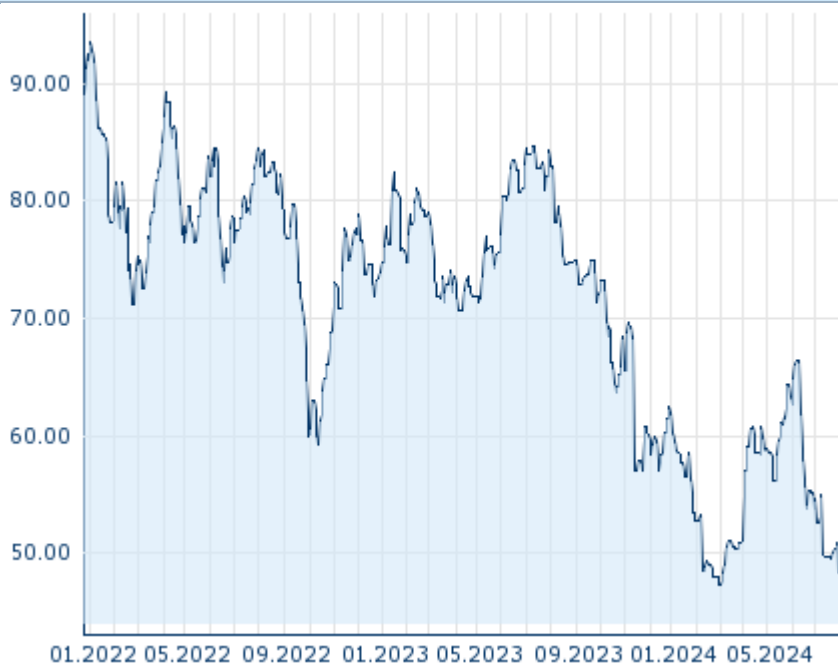
Last size 0

Futures and Options

Related Futures -





Related Options -

5y



Information about previous performance does not guarantee future performance.
Source: FactSet

Recent research

on sector		on market	
Date		Headline	Download
2024/08/09		Equity Weekly	
2024/07/29		Aktienempfehlungen Österreich	
2024/07/24		Global Equity Ratings	
2024/07/24		Aktienempfehlungen Global	
2024/07/15		Aktienempfehlungen Global	

Details

2024/08/09 08:11:15

Price

45.85 EUR

Difference ↔ 0.00% (0.00)

General attributes

ISIN	FR0012882389
Symbol	EQS
Exchange	Munich
Currency	EUR
Sector	Chemical / Pharmaceutical / Health
Security type	Stock
Market cap (m)	704 EUR
Benchmark	CAC 40 INDEX

Market data

Bid (Bid size)	-
Ask (Ask size)	-
Open	45.85 EUR
High	45.85 EUR
Low	45.85 EUR
Close (prev. day)	45.85 EUR
VWAP	49.80 EUR
Volume (pcs)	0
Trading volume	0.00
Number of trades	1
Last size	0

Performance and Risk

	6m	1y	3y
Perf (%)	-5.56%	-41.37%	-
Perf (abs.)	-2.70	-32.35	-
Beta	0.89	0.78	0.74
Volatility	31.56	33.53	-

5y



Information about previous performance does not guarantee future performance.
Source: FactSet

Price data

Ø price 5 days Ø volume 5 days (pcs.)	45.87 EUR (0)
Ø price 30 days Ø volume 30 days (pcs.)	49.80 EUR (2)
Ø price 100 days Ø volume 100 days (pcs.)	55.97 EUR (1)
Ø price 250 days Ø volume 250 days (pcs.)	59.34 EUR (1)
YTD High date	66.40 EUR (2024/06/07)
YTD Low date	45.60 EUR (2024/08/07)
52 Weeks High date	79.50 EUR (2023/08/10)
52 Weeks Low date	45.60 EUR (2024/08/07)

All listings for EQUASENS SA

Exchange ⊕	Date	Time	Price	Trading volume (mio.)	Number of trades
Stuttgart	2024/08/09	17:08	45.80 EUR	0.00	4
Munich	2024/08/09	08:11	45.85 EUR	0.00	1
London Stock Exchange	2023/09/29	17:41	72.90 EUR	0.02	2
Frankfurt	2024/08/09	15:29	45.30 EUR	0.00	5
Euronext Paris	2024/08/09	17:29	46.40 EUR	0.09	128

	09						
Duesseldorf	2024/08/09	08:12	44.95	EUR	0.00		2

Company profile

Company Logo



Company Profile

-

Contact Details

EQUASENS

--

Telefon: -

Fax: -

E-mail: -