

IQVIA HOLDINGS INC

ISIN: US46266C1053 WKN: 46266C105

Overview

2024/07/26 08:01:19

Price

213.00 EUR

Difference  -2.70% (-5.90)

General attributes

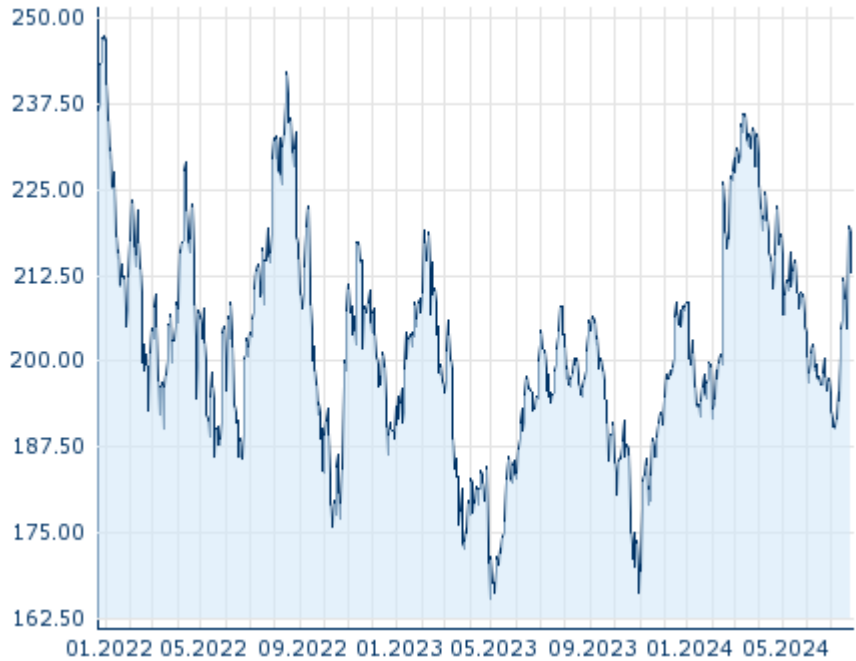
ISIN	US46266C1053
Symbol	IQV
Exchange	Hanover
Currency	EUR
Sector	Chemical / Pharmaceutical / Health
Security type	Stock
Market cap (m)	40,265 EUR
Benchmark	S&P 500

Market data

Bid (Bid size)	-
Ask (Ask size)	-
Open	213.00 EUR
High	213.00 EUR
Low	213.00 EUR
Close (prev. day)	218.90 EUR
VWAP	-
Volume (pcs)	0
Trading volume	0.00
Number of trades	3
Last size	0






Futures and Options

Related Futures	-
Related Options	-



Information about previous performance does not guarantee future performance.
Source: FactSet

Recent research

	on sector	on market	
Date		Headline	Download
2024/07/24		Global Equity Ratings	
2024/07/24		Aktienempfehlungen Global	
2024/07/15		Aktienempfehlungen Global	
2024/07/12		Global Equity Ratings	
2024/07/09		Aktienempfehlungen Österreich	

5y

Details

2024/07/26 08:01:19

Price

213.00 EUR

Difference ▼ -2.70% (-5.90)

General attributes

ISIN US46266C1053

Symbol IQV

Exchange Hanover

Currency EUR

Sector Chemical / Pharmaceutical / Health

Security type Stock

Market cap (m) 40,265 EUR

Benchmark S&P 500

Market data

Bid (Bid size) -

Ask (Ask size) -

Open 213.00 EUR

High 213.00 EUR

Low 213.00 EUR

Close (prev. day) 218.90 EUR

VWAP -

Volume (pcs) 0

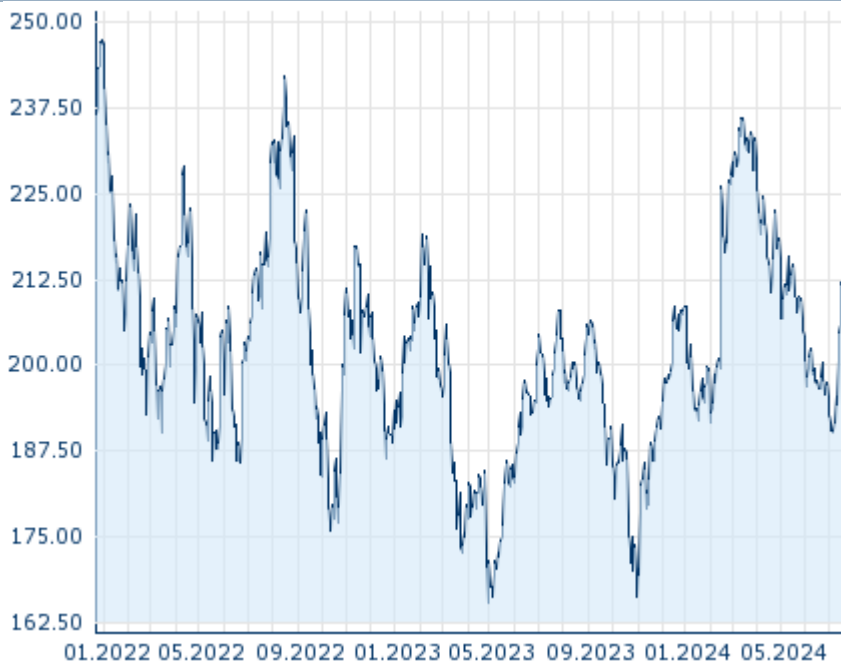
Trading volume 0.00

Number of trades 3

Last size 0

Performance and Risk

	6m	1y	3y
Perf (%)	+8.23%	+2.40%	-
Perf (abs.)	+16.20	+5.00	-
Beta	1.23	1.28	1.18
Volatility	28.95	26.07	-



5y

Information about previous performance does not guarantee future performance.

Source: FactSet

Price data

Ø price 5 days | Ø volume 5 days (pcs.) 214.96 EUR (0)

Ø price 30 days | Ø volume 30 days (pcs.) 200.66 EUR (0)

Ø price 100 days | Ø volume 100 days (pcs.) 211.90 EUR (0)

Ø price 250 days | Ø volume 250 days (pcs.) 202.68 EUR (1)

YTD High | date 236.00 EUR (2024/03/12)

YTD Low | date 190.15 EUR (2024/07/05)

52 Weeks High | date 236.00 EUR (2024/03/12)

52 Weeks Low | date 166.40 EUR (2023/10/31)

Arbitrage views

Exchange ⊕	Date	Time	Price	Trading volume (mio.)	Number of trades
Vienna Stock Exchange	2024/07/26	17:32	217.20 EUR	0.00	5
Tradegate	2024/07/26	22:02	220.90 EUR	0.00	1
Stuttgart	2024/07/26	08:02	213.80 EUR	0.00	3
NYSE	2024/07/26	22:00	239.67 USD	284.18	24,852
Munich	2024/07/26	08:02	216.10 EUR	0.00	1

	26						
London Stock Exchange	2024/06/18	17:02	214.77 USD	0.03			1
Hanover	2024/07/26	08:01	213.00 EUR	0.00			3
Frankfurt	2024/07/26	21:55	220.10 EUR	0.00			8
Duesseldorf	2024/07/26	19:30	218.60 EUR	0.00			6
Berlin	2024/07/26	08:02	213.00 EUR	0.00			3

Company profile

Company Logo



Contact Details

IQVIA HOLDINGS INC.

--

Telefon: -

Fax: -

E-mail: -

Company Profile

-

Members of Management Board

John Leonard Member of Board of Directors

Carol Burt Member of Board of Directors

Colleen Goggins Member of Board of Directors

James Fasano Member of Board of Directors

John Connaughton Member of Board of Directors

John Danhaki Member of Board of Directors

Leslie Morris Member of Board of Directors

Sheila Stamps Member of Board of Directors

Todd Sisitsky Member of Board of Directors

Ari Bousbib Chairman of Managing Board

Eric Sherbet Member of Executive Committee

Jim Berkshire Member of Executive Committee

Karl Guenault Member of Executive Committee

Ron Bruehlman Member of Executive Committee

Sanjay Chikarmane Member of Executive Committee

Trudy Stein Member of Executive Committee