

## DOLLARAMA INC.

ISIN: CA25675T1075 WKN: -

## Overview

2024/07/12 08:01:03

Price

86.96 EUR

Difference  -0.59% (-0.52)

## General attributes

|                |                  |
|----------------|------------------|
| ISIN           | CA25675T1075     |
| Symbol         | DOL              |
| Exchange       | Hanover          |
| Currency       | EUR              |
| Sector         | Commerce         |
| Security type  | Stock            |
| Market cap (m) | 24,640 EUR       |
| Benchmark      | S&P/TSX 60 INDEX |

## Market data

|                   |           |
|-------------------|-----------|
| Bid (Bid size)    | -         |
| Ask (Ask size)    | -         |
| Open              | 86.96 EUR |
| High              | 86.96 EUR |
| Low               | 86.96 EUR |
| Close (prev. day) | 87.48 EUR |
| VWAP              | -         |
| Volume (pcs)      | 0         |
| Trading volume    | 0.00      |
| Number of trades  | 3         |
| Last size         | 0         |

## Futures and Options











|                 |   |
|-----------------|---|
| Related Futures | - |
| Related Options | - |

5y



Information about previous performance does not guarantee future performance.  
Source: FactSet

## Recent research

| on sector | Date       | Headline  | Download  |
|-----------|------------|---|---|
|           | 2024/07/12 |  Global Equity Ratings     |  |
|           | 2024/07/12 |  Aktienempfehlungen Global |  |
|           | 2024/06/21 |  Equity Weekly             |  |
|           | 2024/06/21 |  Global Equity Ratings     |  |
|           | 2024/06/21 |  Aktienempfehlungen Global |  |

## Details

2024/07/12 08:01:03

## Price

86.96 EUR

Difference ▼ -0.59% (-0.52)

## General attributes

|                |                  |
|----------------|------------------|
| ISIN           | CA25675T1075     |
| Symbol         | DOL              |
| Exchange       | Hanover          |
| Currency       | EUR              |
| Sector         | Commerce         |
| Security type  | Stock            |
| Market cap (m) | 24,640 EUR       |
| Benchmark      | S&P/TSX 60 INDEX |

## Market data

|                   |           |
|-------------------|-----------|
| Bid (Bid size)    | -         |
| Ask (Ask size)    | -         |
| Open              | 86.96 EUR |
| High              | 86.96 EUR |
| Low               | 86.96 EUR |
| Close (prev. day) | 87.48 EUR |
| VWAP              | -         |
| Volume (pcs)      | 0         |
| Trading volume    | 0.00      |
| Number of trades  | 3         |
| Last size         | 0         |

## Performance and Risk

|             | 6m      | 1y      | 3y   |
|-------------|---------|---------|------|
| Perf (%)    | +31.76% | +48.65% | -    |
| Perf (abs.) | +20.96  | +28.46  | -    |
| Beta        | 0.39    | 0.45    | 0.55 |
| Volatility  | 25.32   | 22.73   | -    |

5y



Information about previous performance does not guarantee future performance.  
Source: FactSet

## Price data

|   |                        |
|---|------------------------|
| Ø price 5 days   Ø volume 5 days (pcs.)     | 86.71 EUR (0)          |
| Ø price 30 days   Ø volume 30 days (pcs.)   | 84.66 EUR (0)          |
| Ø price 100 days   Ø volume 100 days (pcs.) | 78.23 EUR (1)          |
| Ø price 250 days   Ø volume 250 days (pcs.) | 69.89 EUR (0)          |
| YTD High   date                             | 87.48 EUR (2024/07/11) |
| YTD Low   date                              | 64.00 EUR (2024/01/08) |
| 52 Weeks High   date                        | 87.48 EUR (2024/07/11) |
| 52 Weeks Low   date                         | 57.50 EUR (2023/08/11) |

## Arbitrage views

| Exchange <span>⊕</span> | Date       | Time  | Price      | Trading volume (mio.) | Number of trades |
|-------------------------|------------|-------|------------|-----------------------|------------------|
| Tradegate               | 2024/07/12 | 22:26 | 86.80 EUR  | 0.01                  | 2                |
| Toronto Stock Exchange  | 2024/07/12 | 22:00 | 129.07 CAD | 93.37                 | 4,711            |
| Stuttgart               | 2024/07/12 | 20:14 | 87.16 EUR  | 0.00                  | 12               |
| Munich                  | 2024/07/12 | 08:02 | 87.48 EUR  | 0.00                  | 1                |
| Hanover                 | 2024/07/12 | 08:01 | 86.96 EUR  | 0.00                  | 3                |

|                        |            |       |           |       |  |    |
|------------------------|------------|-------|-----------|-------|--|----|
|                        | 12         |       |           |       |  |    |
| Frankfurt              | 2024/07/12 | 08:03 | 87.10 EUR | 0.00  |  | 2  |
| FINRA other OTC Issues | 2024/07/12 | 21:43 | 94.92 USD | 11.65 |  | 18 |
| Duesseldorf            | 2024/07/12 | 08:11 | 86.90 EUR | 0.00  |  | 3  |
| Berlin                 | 2024/07/12 | 20:22 | 87.36 EUR | 0.00  |  | 15 |

## Company profile

### Company Logo



### Contact Details

DOLLARAMA INC.

--

5805 Royalmount Avenue - H4P 0A1  
Montréal

Telefon: +1-888-365-4266

Fax: +

E-mail: -

### Company Profile

-

#### Members of Management Board

Neil Rossy Chairman of Managing Board

Geoffrey Robillard Member of Executive Committee

J.P. Towner Member of Executive Committee

Johanne Choinière Member of Executive Committee

Laurence L'Abbé Member of Executive Committee

Nicolas Hien Member of Executive Committee

#### Board of directors

Stephen Gunn Chairman of Supervisory Board

Elisa Garcia Member of Supervisory Board

Gregory David Member of Supervisory Board

Huw Thomas Member of Supervisory Board

Joshua Bekenstein Member of Supervisory Board

Kristin Mugford Member of Supervisory Board

Nicholas Nomicos Member of Supervisory Board

Samira Sakhia Member of Supervisory Board

Thecla Sweeney Member of Supervisory Board