

# ERCROS SA

ISIN: **ES0125140A14** WKN: -

## Overview

2024/04/26 08:11:40

**Price**  
3.545 EUR

**Difference**  0.00% (0.00)

### General attributes

ISIN	ES0125140A14
Symbol	ECR
Exchange	Munich
Currency	EUR
Sector	Chemical / Pharmaceutical / Health
Security type	Stock
Market cap (m)	323 EUR
Benchmark	IBEX 35

### Market data

Bid (Bid size)	-
Ask (Ask size)	-
Open	3.545 EUR
High	3.545 EUR
Low	3.545 EUR
Close (prev. day)	3.545 EUR
VWAP	3.24 EUR
Volume (pcs)	0
Trading volume	0.00
Number of trades	1
Last size	0

### Futures and Options









Related Futures	-
Related Options	-

5y



Information about previous performance does not guarantee future performance.  
Source: FactSet

### Recent research

on sector		on market	
Date		Headline	Download
2024/04/26		Global Equity Ratings	
2024/04/26		Aktienempfehlungen Global	
2024/04/15		Aktienempfehlungen Österreich	
2024/04/03		Global Equity Ratings	
2024/04/03		Aktienempfehlungen Global	

## Details

2024/04/26 08:11:40

## Price

3.545 EUR

Difference ➔ 0.00% (0.00)

## General attributes

ISIN	ES0125140A14
Symbol	ECR
Exchange	Munich
Currency	EUR
Sector	Chemical / Pharmaceutical / Health
Security type	Stock
Market cap (m)	323 EUR
Benchmark	IBEX 35

## Market data

Bid (Bid size)	-
Ask (Ask size)	-
Open	3.545 EUR
High	3.545 EUR
Low	3.545 EUR
Close (prev. day)	3.545 EUR
VWAP	3.24 EUR
Volume (pcs)	0
Trading volume	0.00
Number of trades	1
Last size	0

## Performance and Risk

	6m	1y	3y
Perf (%)	+27.06%	-17.94%	-
Perf (abs.)	+0.76	-0.78	-
Beta	0.66	0.69	0.94
Volatility	50.99	41.27	-

5y



Information about previous performance does not guarantee future performance.  
Source: FactSet

## Price data

Ø price 5 days   Ø volume 5 days (pcs.)	3.545 EUR (0)
Ø price 30 days   Ø volume 30 days (pcs.)	3.514 EUR (0)
Ø price 100 days   Ø volume 100 days (pcs.)	2.869 EUR (0)
Ø price 250 days   Ø volume 250 days (pcs.)	2.994 EUR (0)
YTD High   date	3.575 EUR (2024/04/10)
YTD Low   date	2.295 EUR (2024/02/19)
52 Weeks High   date	4.320 EUR (2023/04/27)
52 Weeks Low   date	2.295 EUR (2024/02/19)

## Arbitrage views

Exchange <span style="color: green;">➔</span>	Date	Time	Price	Trading volume (mio.)	Number of trades
Tradegate	2024/04/26	22:02	3.535 EUR	0.00	1
Stuttgart	2024/04/26	08:03	3.50 EUR	0.00	3
Munich	2024/04/26	08:11	3.545 EUR	0.00	1
London Stock Exchange European Trade Reporting	2024/04/26	17:30	3.5325 EUR	0.00	2
Frankfurt	2024/04/26	08:19	3.50 EUR	0.00	2

	04/26				
FINRA other OTC Issues	-	-	-	0.00	-
Duesseldorf	2024/ 04/26	19:31	3.49 EUR	0.00	7
Berlin	2024/ 04/26	21:50	3.535 EUR	0.00	18
BME Continuous Market	2024/ 04/26	17:35	3.53 EUR	0.16	79

## Company profile

### Company Logo



### Company Profile

-

### Contact Details

ERCROS

--

Avenida Diagonal 593-595, 10ª pl. - 08014  
Barcelona

Telefon: +34 934 393 009

Fax: +34 934 196 652

E-mail: -