

AMADEUS IT GROUP S.A. (AI3P) - EUX/20230120

2022/12/02 18:44:18

Price
51.762 EUR

Difference  -0.58% (-0.30)

General attributes

| | |
|---------------|---------------------|
| Symbol | AI3PF23 |
| Exchange | Eurex |
| Currency | EUR |
| Security type | Future |
| Underlying | AMADEUS IT GROUP SA |
| Maturity | 01-2023 |
| Contract size | 100 |

Market data

| | |
|-------------------------|---------------------|
| Bid (Bid size) | - EUR (-) |
| Ask (Ask size) | - EUR (-) |
| Open | 51.762 EUR |
| High | 51.762 EUR |
| Low | 51.762 EUR |
| Close (prev. day) | 52.0664 EUR |
| Underlying | AMADEUS IT GROUP SA |
| Underlying price (date) | 51.76 (22/12/02) |
| Settlement price (date) | 51.76 (22/12/02) |
| Open Interest | 0 |

Performance and Risk

| | 6m | 1y | 3y |
|-------------|--------|-------|-------|
| Perf (%) | -9.72% | - | - |
| Perf (abs.) | -5.57 | - | - |
| Beta | - | - | - |
| Volatility | 28.06 | 32.44 | 32.44 |

Futures and Options

| | |
|-----------------|---|
| Related Futures | - |
| Related Options | - |













Information about previous performance does not guarantee future performance.
Source: FactSet

Price data

| | |
|---|-------------------------|
| Ø price 5 days Ø volume 5 days (pcs.) | 51.400 EUR (0) |
| Ø price 30 days Ø volume 30 days (pcs.) | 51.591 EUR (0) |
| Ø price 100 days Ø volume 100 days (pcs.) | 52.358 EUR (0) |
| Ø price 250 days Ø volume 250 days (pcs.) | - EUR (0) |
| YTD High date | 63.260 EUR (2022/01/06) |
| YTD Low date | 45.872 EUR (2022/09/29) |
| 52 Weeks High date | 63.260 EUR (2022/01/06) |
| 52 Weeks Low date | 45.872 EUR (2022/09/29) |

Recent Research

| on underlying | on sector | on market | |
|---------------|---|---------------------------|---|
| Date | | Headline | Download |
| 2022/11/28 |  | Global Equity Ratings |  |
| 2022/11/28 |  | Aktienempfehlungen Global |  |
| 2022/11/18 |  | Global Equity Ratings |  |
| 2022/11/18 |  | Aktienempfehlungen Global |  |
| 2022/10/31 |  | Aktienempfehlungen Global |  |