

## 1LOR (1LOR) - EUX/20230120

2022/11/30 18:38:34

Price  
**355.6624** EURDifference  2.09% (7.29)

## General attributes

Symbol	1LORF23
Exchange	Eurex
Currency	EUR
Security type	Future
Underlying	L'OREAL S.A.
Maturity	01-2023
Contract size	100

## Market data

Bid (Bid size)	- EUR (-)
Ask (Ask size)	- EUR (-)
Open	355.6624 EUR
High	355.6624 EUR
Low	355.6624 EUR
Close (prev. day)	348.3693 EUR
Underlying	L'OREAL S.A.
Underlying price (date)	354.80 (22/11/30)
Settlement price (date)	355.66 (22/11/30)
Open Interest	0

## Performance and Risk

	6m	1y	3y
Perf (%)	+7.16%	-	-
Perf (abs.)	+23.76	-	-
Beta	-	-	-
Volatility	27.05	30.93	30.93

## Futures and Options

Related Futures	-
Related Options	-

5y











Information about previous performance does not guarantee future performance.  
Source: FactSet

## Price data

Ø price 5 days   Ø volume 5 days (pcs.)	352.1995 EUR (0)
Ø price 30 days   Ø volume 30 days (pcs.)	333.8932 EUR (0)
Ø price 100 days   Ø volume 100 days (pcs.)	342.5256 EUR (0)
Ø price 250 days   Ø volume 250 days (pcs.)	- EUR (0)
YTD High   date	429.1684 EUR (2022/01/04)
YTD Low   date	301.9667 EUR (2022/06/14)
52 Weeks High   date	429.1684 EUR (2022/01/04)
52 Weeks Low   date	301.9667 EUR (2022/06/14)

## Recent Research

on underlying   on sector   on market			
Date		Headline	Download
2022/11/28		Global Equity Ratings	
2022/11/28		Aktienempfehlungen Global	
2022/11/18		Global Equity Ratings	
2022/11/18		Aktienempfehlungen Global	
2022/10/31		Aktienempfehlungen Global	