

# AMAZON.COM (AMZF) - EUX/20230120

2022/08/15 18:38:38

**Price**  
**144.554** USD  
 Difference  0.98% (1.40)

**General attributes**

Symbol	AMZFF23
Exchange	Eurex
Currency	USD
Security type	Future
Underlying	AMAZON.COM INC.
Maturity	01-2023
Contract size	2,000

**Market data**

Bid (Bid size)	- USD (-)
Ask (Ask size)	- USD (-)
Open	144.554 USD
High	144.554 USD
Low	144.554 USD
Close (prev. day)	143.1571 USD
Underlying	AMAZON.COM INC.
Underlying price (date)	143.18 (22/08/15)
Settlement price (date)	144.55 (22/08/15)
Open Interest	0

**Performance and Risk**

	6m	1y	3y
Perf (%)	-95.47%	-	-
Perf (abs.)	-3,020.21	-	-
Beta	-	-	-
Volatility	423.97	372.28	372.28

**Futures and Options**

Related Futures	-
Related Options	-

5y












Information about previous performance does not guarantee future performance.  
 Source: FactSet

**Price data**

Ø price 5 days   Ø volume 5 days (pcs.)	142.665 USD (0)
Ø price 30 days   Ø volume 30 days (pcs.)	126.422 USD (0)
Ø price 100 days   Ø volume 100 days (pcs.)	1,436.808 USD (0)
Ø price 250 days   Ø volume 250 days (pcs.)	- USD (0)
YTD High   date	3,433.925 USD (2022/03/29)
YTD Low   date	104.587 USD (2022/06/16)
52 Weeks High   date	3,458.387 USD (2021/12/22)
52 Weeks Low   date	104.587 USD (2022/06/16)

**Recent Research**

on underlying   on sector   on market			
Date		Headline	Download
2022/08/08		Global Equity Ratings	
2022/08/08		Aktienempfehlungen Global	
2022/07/25		Global Equity Ratings	
2022/07/25		Aktienempfehlungen Global	
2022/07/19		Aktienempfehlungen Global	