

## USD/SEK FUTURE (FCUS) - EUX/202412

2024/05/17 15:58:12

Price  
**10.6333** SEKDifference  0.41% (0.04)

## General attributes

Symbol	FCUSZ24
Exchange	Eurex
Currency	SEK
Security type	Future
Underlying	US DOLLAR / SWEDISH KRONA (USD/SEK)
Maturity	12-2024
Contract size	1

## Market data

Bid (Bid size)	- SEK (-)
Ask (Ask size)	- SEK (-)
Open	10.6333 SEK
High	10.6333 SEK
Low	10.6333 SEK
Close (prev. day)	10.5896 SEK
Underlying	US DOLLAR / SWEDISH KRONA (USD/SEK)
Underlying price (date)	10.7134 (24/05/17)
Settlement price (date)	10.63 (24/05/17)
Open Interest	0

## Performance and Risk

	6m	1y	3y
Perf (%)	+1.78%	+3.60%	-
Perf (abs.)	+0.19	+0.37	-
Beta	-	-	-
Volatility	10.17	10.79	-

## Futures and Options

Related Futures	-
Related Options	-

5y












Information about previous performance does not guarantee future performance.  
Source: FactSet

## Price data

Ø price 5 days   Ø volume 5 days (pcs.)	10.6745 SEK (0)
Ø price 30 days   Ø volume 30 days (pcs.)	10.7020 SEK (0)
Ø price 100 days   Ø volume 100 days (pcs.)	10.3865 SEK (0)
Ø price 250 days   Ø volume 250 days (pcs.)	10.5109 SEK (0)
YTD High   date	10.8745 SEK (2024/04/30)
YTD Low   date	10.0493 SEK (2024/01/02)
52 Weeks High   date	11.0353 SEK (2023/09/18)
52 Weeks Low   date	9.8356 SEK (2023/12/28)

## Recent Research

on market		
Date	Headline	Download
2024/05/13	 Will Romanian central bank begin monetary easing?	
2024/05/10	 EU News Monthly May 2024	
2024/05/08	 Marktkommentar	
2024/05/06	 Anzeichen für eine wirtschaftliche Wende?	
2024/05/06	 Mixed data on retail sales and industrial output	