

USD/NOK FUTURE (FCUN) - EUX/202412

2024/05/13 16:39:28

Price
10.7742 NOKDifference  -0.02% (-0.00)

General attributes

Symbol	FCUNZ24
Exchange	Eurex
Currency	NOK
Security type	Future
Underlying	US DOLLAR / NORWEGIAN KRONER (USD/NOK)
Maturity	12-2024
Contract size	1

Market data

Bid (Bid size)	- NOK (-)
Ask (Ask size)	- NOK (-)
Open	10.7742 NOK
High	10.7742 NOK
Low	10.7742 NOK
Close (prev. day)	10.7766 NOK
Underlying	US DOLLAR / NORWEGIAN KRONER (USD/NOK)
Underlying price (date)	10.8086 (24/05/13)
Settlement price (date)	10.77 (24/05/13)
Open Interest	0

Performance and Risk

	6m	1y	3y
Perf (%)	-2.25%	+4.15%	-
Perf (abs.)	-0.25	+0.43	-
Beta	-	-	-
Volatility	10.97	12.06	-

Futures and Options

Related Futures	-
Related Options	-

5y












Information about previous performance does not guarantee future performance.
Source: FactSet

Price data

Ø price 5 days Ø volume 5 days (pcs.)	10.8086 NOK (0)
Ø price 30 days Ø volume 30 days (pcs.)	10.8375 NOK (0)
Ø price 100 days Ø volume 100 days (pcs.)	10.5468 NOK (0)
Ø price 250 days Ø volume 250 days (pcs.)	10.5946 NOK (0)
YTD High date	11.0079 NOK (2024/05/02)
YTD Low date	10.2265 NOK (2024/01/02)
52 Weeks High date	11.1097 NOK (2023/11/01)
52 Weeks Low date	9.9045 NOK (2023/07/20)

Recent Research

Date	Headline	Download
2024/05/13	 Will Romanian central bank begin monetary easing?	
2024/05/10	 EU News Monthly May 2024	
2024/05/08	 Marktkommentar	
2024/05/06	 Anzeichen für eine wirtschaftliche Wende?	
2024/05/06	 Mixed data on retail sales and industrial output	