

HOEEGH AUTOLINERS ASA

ISIN: NO0011082075 WKN: -

Overview

2024/04/26 21:46:45

Price

9.095 EUR

Difference  -0.33% (-0.03)

General attributes

ISIN	NO0011082075
Symbol	HAUTO
Exchange	Munich
Currency	EUR
Sector	Transport
Security type	Stock
Market cap (m)	1,718 EUR
Benchmark	NORWAY OSLO BORS ALL SHARE(TRG)

Market data

Bid (Bid size)	-
Ask (Ask size)	-
Open	9.015 EUR
High	9.095 EUR
Low	9.015 EUR
Close (prev. day)	9.125 EUR
VWAP	9.095 EUR
Volume (pcs)	300
Trading volume	2,728.50
Number of trades	2
Last size	300

Futures and Options

Related Futures	-
Related Options	-










5y



Information about previous performance does not guarantee future performance.

Source: FactSet

Recent research

on sector			
Date		Headline	Download
2024/04/26		Global Equity Ratings	
2024/04/26		Aktienempfehlungen Global	
2024/04/15		Aktienempfehlungen Österreich	
2024/04/03		Global Equity Ratings	
2024/04/03		Aktienempfehlungen Global	

Details

2024/04/26 21:46:45

Price

9.095 EUR

Difference ▼ -0.33% (-0.03)

General attributes

ISIN	NO0011082075
Symbol	HAUTO
Exchange	Munich
Currency	EUR
Sector	Transport
Security type	Stock
Market cap (m)	1,718 EUR
Benchmark	NORWAY OSLO BORS ALL SHARE(TRG)

Market data

Bid (Bid size)	-
Ask (Ask size)	-
Open	9.015 EUR
High	9.095 EUR
Low	9.015 EUR
Close (prev. day)	9.125 EUR
VWAP	9.095 EUR
Volume (pcs)	300
Trading volume	2,728.50
Number of trades	2
Last size	300

Performance and Risk

	6m	1y	3y
Perf (%)	+22.24%	+53.11%	-
Perf (abs.)	+1.66	+3.16	-
Beta	0.59	0.92	0.97
Volatility	53.66	44.26	-

5y



Information about previous performance does not guarantee future performance.
Source: FactSet

Price data

Ø price 5 days Ø volume 5 days (pcs.)	8.714 EUR (88)
Ø price 30 days Ø volume 30 days (pcs.)	8.432 EUR (414)
Ø price 100 days Ø volume 100 days (pcs.)	8.866 EUR (496)
Ø price 250 days Ø volume 250 days (pcs.)	7.323 EUR (319)
YTD High date	12.290 EUR (2024/02/15)
YTD Low date	7.775 EUR (2024/03/07)
52 Weeks High date	12.290 EUR (2024/02/15)
52 Weeks Low date	5.150 EUR (2023/06/29)

Arbitrage views

Exchange	Date	Time	Price	Trading volume (mio.)	Number of trades
Tradegate	2024/04/26	22:26	9.145 EUR	0.68	130
Stuttgart	2024/04/26	15:46	9.105 EUR	0.00	14
Munich	2024/04/26	21:46	9.095 EUR	0.00	2
Frankfurt	2024/04/26	21:46	9.06 EUR	0.00	6
First North	2024/04/26	16:16	107.50 NOK	13.88	414

Stockholm	26					
FINRA other OTC Issues	2024/04/26	21:23	9.65 USD	0.18		11
Duesseldorf	2024/04/26	08:11	8.90 EUR	0.00		3
Berlin	2024/04/26	08:13	8.925 EUR	0.00		2

Company profile

Company Logo



HOEEGH AUTOLINERS

Company Profile

-

Contact Details

HOEEGH AUTOLINERS

--

Telefon: -

Fax: -

E-mail: -