

HOEEGH AUTOLINERS ASA

ISIN: NO0011082075 WKN: -

Overview

2024/05/03 15:26:14

Price

9.545 EUR

Difference  -1.50% (-0.14)

General attributes

ISIN	NO0011082075
Symbol	HAUTO
Exchange	Stuttgart
Currency	EUR
Sector	Transport
Security type	Stock
Market cap (m)	1,885 EUR
Benchmark	NORWAY OSLO BORS ALL SHARE(TRG)

Market data

Bid (Bid size)	- (0)
Ask (Ask size)	- (0)
Open	9.51 EUR
High	9.545 EUR
Low	9.30 EUR
Close (prev. day)	9.69 EUR
VWAP	-
Volume (pcs)	0
Trading volume	0.00
Number of trades	12
Last size	0





Futures and Options

Related Futures	-
Related Options	-



Information about previous performance does not guarantee future performance.
Source: FactSet

Recent research

on sector			
Date		Headline	Download
2024/04/29		Aktienempfehlungen Österreich	
2024/04/26		Global Equity Ratings	
2024/04/26		Aktienempfehlungen Global	
2024/04/15		Aktienempfehlungen Österreich	
2024/04/03		Global Equity Ratings	

Details

2024/05/03 15:26:14

Price

9.545 EUR

Difference  -1.50% (-0.14)

General attributes

ISIN	NO0011082075
Symbol	HAUTO
Exchange	Stuttgart
Currency	EUR
Sector	Transport
Security type	Stock
Market cap (m)	1,885 EUR
Benchmark	NORWAY OSLO BORS ALL SHARE(TRG)

Market data

Bid (Bid size)	- (0)
Ask (Ask size)	- (0)
Open	9.51 EUR
High	9.545 EUR
Low	9.30 EUR
Close (prev. day)	9.69 EUR
VWAP	-
Volume (pcs)	0
Trading volume	0.00
Number of trades	12
Last size	0

Performance and Risk

	6m	1y	3y
Perf (%)	+27.78%	+68.19%	-
Perf (abs.)	+2.08	+3.87	-
Beta	0.62	0.94	0.98
Volatility	61.03	54.68	-

5y



Information about previous performance does not guarantee future performance.
Source: FactSet

Price data

Ø price 5 days Ø volume 5 days (pcs.)	9.354 EUR (200)
Ø price 30 days Ø volume 30 days (pcs.)	8.452 EUR (409)
Ø price 100 days Ø volume 100 days (pcs.)	8.824 EUR (443)
Ø price 250 days Ø volume 250 days (pcs.)	7.296 EUR (267)
YTD High date	12.450 EUR (2024/02/15)
YTD Low date	7.645 EUR (2024/03/07)
52 Weeks High date	12.450 EUR (2024/02/15)
52 Weeks Low date	4.904 EUR (2023/06/27)

Arbitrage views

Exchange 	Date	Time	Price	Trading volume (mio.)	Number of trades
Tradegate	2024/05/03	22:26	9.565 EUR	0.13	34
Stuttgart	2024/05/03	15:26	9.545 EUR	0.00	12
Munich	2024/05/03	08:03	9.59 EUR	0.00	2
Frankfurt	2024/05/03	20:04	9.64 EUR	0.00	2
First North	2024/05/03	16:18	112.40 NOK	15.62	350

Stockholm	03					
FINRA other OTC Issues	2024/05/03	20:19	10.33 USD	0.54		42
Duesseldorf	2024/05/03	08:11	9.555 EUR	0.00		3
Berlin	2024/05/03	09:52	9.45 EUR	0.00		2

Company profile

Company Logo



HÖEGH AUTOLINERS

Company Profile

-

Contact Details

HOEEGH AUTOLINERS

--

Telefon: -

Fax: -

E-mail: -