

## AQUILA PART PROD COM RON0.15

ISIN: **RO7066ZEA1R9** WKN: -

## Overview

2024/04/30 16:53:22

## Price

1.205 RON

Difference  0.42% (0.01)

## General attributes

ISIN RO7066ZEA1R9

Symbol AQ

Exchange Bucharest Stock Exchange

Currency RON

Sector -

Security type Stock

Market cap (m) 291 EUR

Benchmark MSCI WORLD INDEX (STRD, UHD)

## Market data

Bid (Bid size) 1.20 RON (81,165)

Ask (Ask size) 1.205 RON (3,594)

Open 1.21 RON

High 1.21 RON

Low 1.20 RON

Close (prev. day) 1.20 RON

VWAP 1.207533 RON

Volume (pcs) 148,220

Trading volume 178,980.49

Number of trades 90

Last size 1,000

## Futures and Options

Related Futures -

Related Options -

5y











Information about previous performance does not guarantee future performance.

Source: FactSet

## Recent research

## on market

| Date       | Headline  | Download  |
|------------|---|---|
| 2024/03/26 |  Global Strategy 2Q 2024 |  |
| 2024/03/26 |  Global Strategy 2Q 2024 |  |
| 2024/01/09 |  Global Strategy 1Q 2024 |  |
| 2024/01/09 |  Global Strategy 1Q 2024 |  |
| 2023/09/29 |  Global Strategy 4Q 2023 |  |

## Details

2024/04/30 16:53:22

### Price

1.205 RON

 Difference ▲ 0.42% (0.01)

### General attributes

|                |                              |
|----------------|------------------------------|
| ISIN           | RO7066ZEA1R9                 |
| Symbol         | AQ                           |
| Exchange       | Bucharest Stock Exchange     |
| Currency       | RON                          |
| Sector         | -                            |
| Security type  | Stock                        |
| Market cap (m) | 291 EUR                      |
| Benchmark      | MSCI WORLD INDEX (STRD, UHD) |

### Market data

|                   |                   |
|-------------------|-------------------|
| Bid (Bid size)    | 1.20 RON (81,165) |
| Ask (Ask size)    | 1.205 RON (3,594) |
| Open              | 1.21 RON          |
| High              | 1.21 RON          |
| Low               | 1.20 RON          |
| Close (prev. day) | 1.20 RON          |
| VWAP              | 1.207533 RON      |
| Volume (pcs)      | 148,220           |
| Trading volume    | 178,980.49        |
| Number of trades  | 90                |
| Last size         | 1,000             |

### Performance and Risk

|             | 6m      | 1y      | 3y   |
|-------------|---------|---------|------|
| Perf (%)    | +30.98% | +71.65% | -    |
| Perf (abs.) | +0.29   | +0.50   | -    |
| Beta        | 0.33    | 0.21    | 0.45 |
| Volatility  | 20.69   | 21.46   | -    |

5y



Information about previous performance does not guarantee future performance.  
Source: FactSet

### Price data

|   |                        |
|---|------------------------|
| Ø price 5 days   Ø volume 5 days (pcs.)     | 1.188 RON (371,291)    |
| Ø price 30 days   Ø volume 30 days (pcs.)   | 1.193 RON (528,368)    |
| Ø price 100 days   Ø volume 100 days (pcs.) | 1.090 RON (634,633)    |
| Ø price 250 days   Ø volume 250 days (pcs.) | 0.934 RON (432,450)    |
| YTD High   date                             | 1.250 RON (2024/04/01) |
| YTD Low   date                              | 0.912 RON (2024/01/03) |
| 52 Weeks High   date                        | 1.250 RON (2024/04/01) |
| 52 Weeks Low   date                         | 0.668 RON (2023/06/27) |

### All listings for AQUILA PART PROD COM RON0.15

| Exchange                 | Date       | Time  | Price     | Trading volume (mio.) | Number of trades |
|--------------------------|------------|-------|-----------|-----------------------|------------------|
| Bucharest Stock Exchange | 2024/04/30 | 16:53 | 1.205 RON | 0.18                  | 90               |

## Company profile

### Company Logo

#### Contact Details

AQUILA PART PROD COM

--

----

Telefon: -

Fax: -

E-mail: -

### Company Profile

-