

O3 MINING INC

ISIN: CA67113B1085

WKN: -

Overview

2024/07/26 08:02:41

Price
0.87 EURDifference  -2.79% (-0.03)

General attributes

ISIN	CA67113B1085
Symbol	OIII
Exchange	Munich
Currency	EUR
Sector	Energy / Commodities
Security type	Stock
Market cap (m)	73 EUR
Benchmark	S&P/TSX 60 INDEX

Market data

Bid (Bid size)	-
Ask (Ask size)	-
Open	0.87 EUR
High	0.87 EUR
Low	0.87 EUR
Close (prev. day)	0.895 EUR
VWAP	0.82 EUR
Volume (pcs)	0
Trading volume	0.00
Number of trades	1
Last size	0






Futures and Options

Related Futures	-
Related Options	-



Information about previous performance does not guarantee future performance.
Source: FactSet

Recent research

on sector	Date	Headline	Download
	2024/07/26	 Equity Weekly	
	2024/07/24	 Global Equity Ratings	
	2024/07/24	 Aktienempfehlungen Global	
	2024/07/15	 Aktienempfehlungen Global	
	2024/07/12	 Equity Weekly	

Details

2024/07/26 08:02:41

Price

0.87 EUR

Difference ▼ -2.79% (-0.03)

General attributes

ISIN	CA67113B1085
Symbol	OIII
Exchange	Munich
Currency	EUR
Sector	Energy / Commodities
Security type	Stock
Market cap (m)	73 EUR
Benchmark	S&P/TSX 60 INDEX

Market data

Bid (Bid size)	-
Ask (Ask size)	-
Open	0.87 EUR
High	0.87 EUR
Low	0.87 EUR
Close (prev. day)	0.895 EUR
VWAP	0.82 EUR
Volume (pcs)	0
Trading volume	0.00
Number of trades	1
Last size	0

Performance and Risk

	6m	1y	3y
Perf (%)	-11.22%	-13.00%	-
Perf (abs.)	-0.11	-0.13	-
Beta	0.46	0.63	0.56
Volatility	29.36	30.86	-

5y



Information about previous performance does not guarantee future performance.
Source: FactSet

Price data

Ø price 5 days Ø volume 5 days (pcs.)	0.89 EUR (0)
Ø price 30 days Ø volume 30 days (pcs.)	0.87 EUR (33)
Ø price 100 days Ø volume 100 days (pcs.)	0.94 EUR (97)
Ø price 250 days Ø volume 250 days (pcs.)	0.99 EUR (102)
YTD High date	1.11 EUR (2024/01/02)
YTD Low date	0.72 EUR (2024/06/14)
52 Weeks High date	1.15 EUR (2023/12/06)
52 Weeks Low date	0.72 EUR (2024/06/14)

All listings for O3 MINING INC

Exchange	Date	Time	Price	Trading volume (mio.)	Number of trades
TSX Venture Exchange	2024/07/26	21:59	1.24 CAD	0.02	21
Stuttgart	2024/07/26	14:44	0.81 EUR	0.00	7
Munich	2024/07/26	08:02	0.87 EUR	0.00	1
Frankfurt	2024/07/26	08:10	0.81 EUR	0.00	2
FINRA other OTC	2024/07/26	20:33	0.913 USD	0.01	5

Company profile

Company Logo

Contact Details

O3 MINING

--

Telefon: -

Fax: -

E-mail: -

Company Profile

-