

CTP N.V EUR0.16

ISIN: NL00150006R6 WKN: -

Overview

2024/09/17 08:08:25

Price

16.28 EUR

Difference  -2.28% (-0.38)

General attributes

ISIN NL00150006R6

Symbol -

Exchange Munich

Currency EUR

Sector -

Security type Stock

Market cap (m) 7,469 EUR

Benchmark AMSTERDAM EXCHANGES INDEX

Market data

Bid (Bid size) -

Ask (Ask size) -

Open 16.28 EUR

High 16.28 EUR

Low 16.28 EUR

Close (prev. day) 16.66 EUR

VWAP 16.34 EUR

Volume (pcs) 0

Trading volume 0.00

Number of trades 2

Last size 0

Futures and Options

Related Futures -

Related Options -

5y













Information about previous performance does not guarantee future performance.

Source: FactSet

Recent research

on market

Date	Headline	Download
2024/09/11	 Global Equity Ratings	
2024/09/11	 Aktienempfehlungen Global	
2024/09/09	 Marktkommentar	
2024/09/05	 Aktienempfehlungen Global	
2024/09/02	 Eurozone Inflation und US-Arbeitsmarkt beschäftige...	

Details

2024/09/17 08:08:25

Price

16.28 EUR

Difference  -2.28% (-0.38)

General attributes

ISIN	NL00150006R6
Symbol	-
Exchange	Munich
Currency	EUR
Sector	-
Security type	Stock
Market cap (m)	7,469 EUR
Benchmark	AMSTERDAM EXCHANGES INDEX

Market data

Bid (Bid size)	-
Ask (Ask size)	-
Open	16.28 EUR
High	16.28 EUR
Low	16.28 EUR
Close (prev. day)	16.66 EUR
VWAP	16.34 EUR
Volume (pcs)	0
Trading volume	0.00
Number of trades	2
Last size	0

Performance and Risk

	6m	1y	3y
Perf (%)	+3.69%	+19.35%	-
Perf (abs.)	+0.58	+2.64	-
Beta	-	-	-
Volatility	17.25	19.38	-

5y



Information about previous performance does not guarantee future performance.
Source: FactSet

Price data

Ø price 5 days Ø volume 5 days (pcs.)	16.51 EUR (0)
Ø price 30 days Ø volume 30 days (pcs.)	16.52 EUR (0)
Ø price 100 days Ø volume 100 days (pcs.)	16.40 EUR (29)
Ø price 250 days Ø volume 250 days (pcs.)	15.58 EUR (27)
YTD High date	17.44 EUR (2024/08/27)
YTD Low date	14.70 EUR (2024/01/08)
52 Weeks High date	17.44 EUR (2024/08/27)
52 Weeks Low date	12.84 EUR (2023/10/26)

All listings for CTP N.V EUR0.16

Exchange 	Date	Time	Price	Trading volume (mio.)	Number of trades
Tradegate	2024/09/17	22:26	16.42 EUR	0.00	16
Stuttgart	2024/09/17	15:34	16.38 EUR	0.00	11
Prague Stock Exchange	2024/09/16	16:06	423.80 CZK	0.13	3
Munich	2024/09/17	08:08	16.28 EUR	0.00	2
Frankfurt	2024/	20:00	16.14 EUR	0.00	8

	09/17					
FINRA other OTC Issues	2024/ 02/13	18:41	14.99 USD	0.01		1
Euronext Milan MTF Trading After Hours	-	-	-	0.00		-
Euronext Amsterdam	2024/ 09/17	17:36	16.42 EUR	10.52		2,107
Duesseldorf	2024/ 09/17	19:30	16.08 EUR	0.00		6
Berlin	2024/ 09/17	21:50	16.38 EUR	0.00		19

Company profile

Company Logo

Company Profile

Contact Details

CTP N.V

--

Telefon: -

Fax: -

E-mail: -

-