

## KERING SA STOCK TRACKING FUTURE (1PPX) - EUX/202412

2024/05/03 18:33:16

Price  
**336.5365** EURDifference  1.77% (5.85)

## General attributes

Symbol	1PPXZ24
Exchange	Eurex
Currency	EUR
Security type	Future
Underlying	KERING S.A.
Maturity	12-2024
Contract size	100

## Market data

Bid (Bid size)	- EUR (-)
Ask (Ask size)	- EUR (-)
Open	336.5365 EUR
High	336.5365 EUR
Low	336.5365 EUR
Close (prev. day)	330.6847 EUR
Underlying	KERING S.A.
Underlying price (date)	328.55 (24/05/03)
Settlement price (date)	336.54 (24/05/03)
Open Interest	0

## Performance and Risk

	6m	1y	3y
Perf (%)	-21.16%	-44.06%	-
Perf (abs.)	-90.33	-265.05	-
Beta	-	-	-
Volatility	33.32	29.48	-

## Futures and Options

Related Futures	-
Related Options	-












Information about previous performance does not guarantee future performance.  
Source: FactSet

## Price data

Ø price 5 days   Ø volume 5 days (pcs.)	337.8178 EUR (0)
Ø price 30 days   Ø volume 30 days (pcs.)	360.4722 EUR (0)
Ø price 100 days   Ø volume 100 days (pcs.)	398.5497 EUR (0)
Ø price 250 days   Ø volume 250 days (pcs.)	456.2444 EUR (0)
YTD High   date	449.2533 EUR (2024/02/22)
YTD Low   date	330.6847 EUR (2024/05/02)
52 Weeks High   date	598.6619 EUR (2023/05/08)
52 Weeks Low   date	330.6847 EUR (2024/05/02)

## Recent Research

on underlying	on sector	on market	
Date		Headline	Download
2024/02/14		Global Equity Ratings	
2024/02/14		Aktienempfehlungen Global	
2024/01/23		Global Equity Ratings	
2024/01/23		Aktienempfehlungen Global	
2023/12/21		Global Equity Ratings	