

## KERING SA STOCK TRACKING FUTURE (1PPX) - EUX/202412

2024/04/24 18:39:15

Price  
**335.427** EUR

Difference  -6.86% (-24.72)

## General attributes

Symbol	1PPXZ24
Exchange	Eurex
Currency	EUR
Security type	Future
Underlying	KERING S.A.
Maturity	12-2024
Contract size	100

## Market data

Bid (Bid size)	- EUR (-)
Ask (Ask size)	- EUR (-)
Open	335.427 EUR
High	335.427 EUR
Low	335.427 EUR
Close (prev. day)	360.1474 EUR
Underlying	KERING S.A.
Underlying price (date)	326.35 (24/04/25)
Settlement price (date)	335.43 (24/04/24)
Open Interest	0

## Performance and Risk

	6m	1y	3y
Perf (%)	-21.65%	-46.24%	-
Perf (abs.)	-92.69	-288.52	-
Beta	-	-	-
Volatility	33.29	29.39	-

## Futures and Options

Related Futures	-
Related Options	-












Information about previous performance does not guarantee future performance.  
 Source: FactSet

## Price data

Ø price 5 days   Ø volume 5 days (pcs.)	350.216 EUR (0)
Ø price 30 days   Ø volume 30 days (pcs.)	381.277 EUR (0)
Ø price 100 days   Ø volume 100 days (pcs.)	403.470 EUR (0)
Ø price 250 days   Ø volume 250 days (pcs.)	462.671 EUR (0)
YTD High   date	449.253 EUR (2024/02/22)
YTD Low   date	335.427 EUR (2024/04/24)
52 Weeks High   date	623.541 EUR (2023/04/25)
52 Weeks Low   date	335.427 EUR (2024/04/24)

## Recent Research

on underlying	on sector	on market	
Date		Headline	Download
2024/02/14		Global Equity Ratings	
2024/02/14		Aktienempfehlungen Global	
2024/01/23		Global Equity Ratings	
2024/01/23		Aktienempfehlungen Global	
2023/12/21		Global Equity Ratings	