

KERING SA STOCK TRACKING FUTURE (1PPX) - EUX/202412

2024/04/24 18:39:15

Price
335.427 EURDifference  -6.86% (-24.72)

General attributes

Symbol	1PPXZ24
Exchange	Eurex
Currency	EUR
Security type	Future
Underlying	KERING S.A.
Maturity	12-2024
Contract size	100

Market data

Bid (Bid size)	- EUR (-)
Ask (Ask size)	- EUR (-)
Open	335.427 EUR
High	335.427 EUR
Low	335.427 EUR
Close (prev. day)	360.1474 EUR
Underlying	KERING S.A.
Underlying price (date)	326.15 (24/04/24)
Settlement price (date)	335.43 (24/04/24)
Open Interest	0

Performance and Risk

	6m	1y	3y
Perf (%)	-15.08%	-41.56%	-
Perf (abs.)	-63.97	-256.13	-
Beta	-	-	-
Volatility	32.12	28.57	-

Futures and Options

Related Futures	-
Related Options	-












5y

Information about previous performance does not guarantee future performance.
Source: FactSet

Price data

Ø price 5 days Ø volume 5 days (pcs.)	353.314 EUR (0)
Ø price 30 days Ø volume 30 days (pcs.)	384.546 EUR (0)
Ø price 100 days Ø volume 100 days (pcs.)	404.201 EUR (0)
Ø price 250 days Ø volume 250 days (pcs.)	463.736 EUR (0)
YTD High date	449.253 EUR (2024/02/22)
YTD Low date	348.932 EUR (2024/04/19)
52 Weeks High date	623.951 EUR (2023/04/24)
52 Weeks Low date	348.932 EUR (2024/04/19)

Recent Research

on underlying	on sector	on market	
Date		Headline	Download
2024/02/14		Global Equity Ratings	
2024/02/14		Aktienempfehlungen Global	
2024/01/23		Global Equity Ratings	
2024/01/23		Aktienempfehlungen Global	
2023/12/21		Global Equity Ratings	