

# ORÉAL S.A., L' STOCK TRACKING FUTURE (1LOR) - EUX/202412

2024/05/03 18:33:16

Price  
**451.6176** EUR

Difference  0.95% (4.25)

### General attributes

Symbol	1LORZ24
Exchange	Eurex
Currency	EUR
Security type	Future
Underlying	L'OREAL S.A.
Maturity	12-2024
Contract size	100

### Market data

Bid (Bid size)	- EUR (-)
Ask (Ask size)	- EUR (-)
Open	451.6176 EUR
High	451.6176 EUR
Low	451.6176 EUR
Close (prev. day)	447.3668 EUR
Underlying	L'OREAL S.A.
Underlying price (date)	440.90 (24/05/03)
Settlement price (date)	451.62 (24/05/03)
Open Interest	0

### Performance and Risk

	6m	1y	3y
Perf (%)	+6.90%	-0.70%	-
Perf (abs.)	+29.15	-3.20	-
Beta	-	-	-
Volatility	20.55	19.56	-

### Futures and Options

Related Futures	-
Related Options	-












Information about previous performance does not guarantee future performance.  
Source: FactSet

### Price data

Ø price 5 days   Ø volume 5 days (pcs.)	448.6912 EUR (0)
Ø price 30 days   Ø volume 30 days (pcs.)	441.3395 EUR (0)
Ø price 100 days   Ø volume 100 days (pcs.)	452.6762 EUR (0)
Ø price 250 days   Ø volume 250 days (pcs.)	439.1997 EUR (0)
YTD High   date	471.4630 EUR (2024/02/05)
YTD Low   date	423.1175 EUR (2024/04/08)
52 Weeks High   date	471.4630 EUR (2024/02/05)
52 Weeks Low   date	399.2044 EUR (2023/10/20)

### Recent Research

on underlying   on sector   on market			
Date		Headline	Download
2024/04/26		Global Equity Ratings	
2024/04/26		Aktienempfehlungen Global	
2024/04/03		Global Equity Ratings	
2024/04/03		Aktienempfehlungen Global	
2024/03/13		Global Equity Ratings	