

SAP SE STOCK TRACKING FUTURE (1SAP) - EUX/202412

2024/04/22 18:50:00

Price
170.6276 EUR

Difference  0.15% (0.25)

General attributes

Symbol	1SAPZ24
Exchange	Eurex
Currency	EUR
Security type	Future
Underlying	SAP SE
Maturity	12-2024
Contract size	100

Market data

Bid (Bid size)	- EUR (-)
Ask (Ask size)	- EUR (-)
Open	170.6276 EUR
High	170.6276 EUR
Low	170.6276 EUR
Close (prev. day)	170.3797 EUR
Underlying	SAP SE
Underlying price (date)	173.70 (24/04/23)
Settlement price (date)	170.63 (24/04/22)
Open Interest	0

Performance and Risk

	6m	1y	3y
Perf (%)	+31.16%	+31.62%	-
Perf (abs.)	+40.54	+40.99	-
Beta	-	-	-
Volatility	20.27	19.97	-

Futures and Options

Related Futures	-
Related Options	-

5y












Information about previous performance does not guarantee future performance.
Source: FactSet

Price data

Ø price 5 days Ø volume 5 days (pcs.)	172.6863 EUR (0)
Ø price 30 days Ø volume 30 days (pcs.)	179.8727 EUR (0)
Ø price 100 days Ø volume 100 days (pcs.)	165.7206 EUR (0)
Ø price 250 days Ø volume 250 days (pcs.)	145.8561 EUR (0)
YTD High date	188.1234 EUR (2024/03/26)
YTD Low date	141.5771 EUR (2024/01/04)
52 Weeks High date	188.1234 EUR (2024/03/26)
52 Weeks Low date	126.2878 EUR (2023/07/26)

Recent Research

on underlying on sector on market			
Date		Headline	Download
2024/04/03		Global Equity Ratings	
2024/04/03		Aktienempfehlungen Global	
2024/03/13		Global Equity Ratings	
2024/03/13		Aktienempfehlungen Global	
2024/02/22		Aktienempfehlungen Global	