


# SAP SE STOCK TRACKING FUTURE (1SAP) - EUX/202412

2024/04/19 18:54:12

**Price**  
**170.3797** EUR

**Difference**  **-2.00% (-3.48)**

**General attributes**

Symbol	1SAPZ24
Exchange	Eurex
Currency	EUR
Security type	Future
Underlying	SAP SE
Maturity	12-2024
Contract size	100

**Market data**

Bid (Bid size)	- EUR (-)
Ask (Ask size)	- EUR (-)
Open	170.3797 EUR
High	170.3797 EUR
Low	170.3797 EUR
Close (prev. day)	173.8586 EUR
Underlying	SAP SE
Underlying price (date)	165.80 (24/04/19)
Settlement price (date)	170.38 (24/04/19)
Open Interest	0

**Performance and Risk**

	6m	1y	3y
Perf (%)	+27.43%	+37.72%	-
Perf (abs.)	+36.68	+46.67	-
Beta	-	-	-
Volatility	20.27	20.61	-

**Futures and Options**

Related Futures	-
Related Options	-












Information about previous performance does not guarantee future performance.  
 Source: FactSet

**Price data**

Ø price 5 days   Ø volume 5 days (pcs.)	173.8466 EUR (0)
Ø price 30 days   Ø volume 30 days (pcs.)	180.2968 EUR (0)
Ø price 100 days   Ø volume 100 days (pcs.)	165.4923 EUR (0)
Ø price 250 days   Ø volume 250 days (pcs.)	145.6961 EUR (0)
YTD High   date	188.1234 EUR (2024/03/26)
YTD Low   date	141.5771 EUR (2024/01/04)
52 Weeks High   date	188.1234 EUR (2024/03/26)
52 Weeks Low   date	123.1826 EUR (2023/04/20)

**Recent Research**

on underlying   on sector   on market			
Date		Headline	Download
2024/04/03		Global Equity Ratings	
2024/04/03		Aktienempfehlungen Global	
2024/03/13		Global Equity Ratings	
2024/03/13		Aktienempfehlungen Global	
2024/02/22		Aktienempfehlungen Global	