

SANOFI S.A. STOCK TRACKING FUTURE (1SNW) - EUX/202412

2024/05/02 18:38:06

Price
94.5395 EUR

Difference  **-1.28% (-1.23)**

General attributes

Symbol	1SNWZ24
Exchange	Eurex
Currency	EUR
Security type	Future
Underlying	SANOFI S.A.
Maturity	12-2024
Contract size	100

Market data

Bid (Bid size)	- EUR (-)
Ask (Ask size)	- EUR (-)
Open	94.5395 EUR
High	94.5395 EUR
Low	94.5395 EUR
Close (prev. day)	95.7682 EUR
Underlying	SANOFI S.A.
Underlying price (date)	91.73 (24/05/03)
Settlement price (date)	94.54 (24/05/02)
Open Interest	0

Performance and Risk

	6m	1y	3y
Perf (%)	+3.30%	-8.73%	-
Perf (abs.)	+3.02	-9.04	-
Beta	-	-	-
Volatility	16.97	28.03	-

Futures and Options

Related Futures	-
Related Options	-

5y












Information about previous performance does not guarantee future performance.
 Source: FactSet

Price data

Ø price 5 days Ø volume 5 days (pcs.)	94.6174 EUR (0)
Ø price 30 days Ø volume 30 days (pcs.)	91.4928 EUR (0)
Ø price 100 days Ø volume 100 days (pcs.)	92.5591 EUR (0)
Ø price 250 days Ø volume 250 days (pcs.)	97.8660 EUR (0)
YTD High date	99.3475 EUR (2024/01/12)
YTD Low date	87.8569 EUR (2024/04/18)
52 Weeks High date	109.5625 EUR (2023/09/20)
52 Weeks Low date	85.6015 EUR (2023/10/27)

Recent Research

on underlying on sector on market			
Date		Headline	Download
2024/04/26		Global Equity Ratings	
2024/04/26		Aktienempfehlungen Global	
2024/04/03		Global Equity Ratings	
2024/04/03		Aktienempfehlungen Global	
2024/03/13		Global Equity Ratings	