

NESTLÉ S.A. FUTURE (NESP) - EUX/202412

2024/05/03 18:33:09

Price
92.5012 CHF

Difference  -0.12% (-0.12)

General attributes

Symbol	NESPZ24
Exchange	Eurex
Currency	CHF
Security type	Future
Underlying	NESTLÉ SA
Maturity	12-2024
Contract size	100

Market data

Bid (Bid size)	- CHF (-)
Ask (Ask size)	- CHF (-)
Open	92.5012 CHF
High	92.5012 CHF
Low	92.5012 CHF
Close (prev. day)	92.6168 CHF
Underlying	NESTLÉ SA
Underlying price (date)	91.72 (24/05/03)
Settlement price (date)	92.50 (24/05/03)
Open Interest	0

Performance and Risk

	6m	1y	3y
Perf (%)	-6.68%	-20.83%	-
Perf (abs.)	-6.62	-24.33	-
Beta	-	-	-
Volatility	15.88	15.30	-

Futures and Options

Related Futures	-
Related Options	-

5y












Information about previous performance does not guarantee future performance.
Source: FactSet

Price data

Ø price 5 days Ø volume 5 days (pcs.)	92.8967 CHF (0)
Ø price 30 days Ø volume 30 days (pcs.)	93.0513 CHF (0)
Ø price 100 days Ø volume 100 days (pcs.)	94.8985 CHF (0)
Ø price 250 days Ø volume 250 days (pcs.)	100.6959 CHF (0)
YTD High date	99.0542 CHF (2024/02/05)
YTD Low date	90.6279 CHF (2024/02/29)
52 Weeks High date	116.9837 CHF (2023/05/05)
52 Weeks Low date	90.6279 CHF (2024/02/29)

Recent Research

on underlying	on sector	on market	
Date		Headline	Download
2024/04/26		Global Equity Ratings	
2024/04/26		Aktienempfehlungen Global	
2024/04/03		Global Equity Ratings	
2024/04/03		Aktienempfehlungen Global	
2024/03/13		Global Equity Ratings	