

NESTLÉ S.A. FUTURE (NESP) - EUX/202412

2024/04/22 18:36:42

Price
94.6733 CHF

Difference  0.71% (0.67)

General attributes

Symbol	NESPZ24
Exchange	Eurex
Currency	CHF
Security type	Future
Underlying	NESTLÉ SA
Maturity	12-2024
Contract size	100

Market data

Bid (Bid size)	- CHF (-)
Ask (Ask size)	- CHF (-)
Open	94.6733 CHF
High	94.6733 CHF
Low	94.6733 CHF
Close (prev. day)	94.0038 CHF
Underlying	NESTLÉ SA
Underlying price (date)	94.30 (24/04/23)
Settlement price (date)	94.67 (24/04/22)
Open Interest	0

Performance and Risk

	6m	1y	3y
Perf (%)	-3.33%	-17.55%	-
Perf (abs.)	-3.26	-20.15	-
Beta	-	-	-
Volatility	15.85	15.33	-

Futures and Options

Related Futures	-
Related Options	-

5y












Information about previous performance does not guarantee future performance.
Source: FactSet

Price data

Ø price 5 days Ø volume 5 days (pcs.)	92.6859 CHF (0)
Ø price 30 days Ø volume 30 days (pcs.)	93.0518 CHF (0)
Ø price 100 days Ø volume 100 days (pcs.)	95.3033 CHF (0)
Ø price 250 days Ø volume 250 days (pcs.)	101.4242 CHF (0)
YTD High date	99.0542 CHF (2024/02/05)
YTD Low date	90.6279 CHF (2024/02/29)
52 Weeks High date	116.9837 CHF (2023/05/05)
52 Weeks Low date	90.6279 CHF (2024/02/29)

Recent Research

<input type="radio"/> on underlying <input type="radio"/> on sector <input type="radio"/> on market			
Date		Headline	Download
2024/04/03		Global Equity Ratings	
2024/04/03		Aktienempfehlungen Global	
2024/03/13		Global Equity Ratings	
2024/03/13		Aktienempfehlungen Global	
2024/02/22		Aktienempfehlungen Global	