

UBER TECHNOLOGIES INC. FUTURE (UBRF) - EUX/202412

2024/10/18 19:07:37

Price
79.734 USD

Difference  **-1.34% (-1.09)**

General attributes

Symbol	UBRFZ24
Exchange	Eurex
Currency	USD
Security type	Future
Underlying	UBER TECHNOLOGIES INC.
Maturity	12-2024
Contract size	100

Market data

Bid (Bid size)	- USD (-)
Ask (Ask size)	- USD (-)
Open	79.734 USD
High	79.734 USD
Low	79.734 USD
Close (prev. day)	80.819 USD
Underlying	UBER TECHNOLOGIES INC.
Underlying price (date)	79.16 (24/10/18)
Settlement price (date)	79.73 (24/10/18)
Open Interest	0

Performance and Risk

	6m	1y	3y
Perf (%)	+6.04%	+71.00%	-
Perf (abs.)	+4.54	+33.11	-
Beta	-	-	-
Volatility	42.36	39.21	-

Futures and Options

Related Futures	-
Related Options	-

5y












Information about previous performance does not guarantee future performance.
Source: FactSet

Price data

Ø price 5 days Ø volume 5 days (pcs.)	82.799 USD (0)
Ø price 30 days Ø volume 30 days (pcs.)	76.465 USD (0)
Ø price 100 days Ø volume 100 days (pcs.)	72.665 USD (0)
Ø price 250 days Ø volume 250 days (pcs.)	70.696 USD (0)
YTD High date	86.295 USD (2024/10/11)
YTD Low date	58.846 USD (2024/08/05)
52 Weeks High date	86.295 USD (2024/10/11)
52 Weeks Low date	43.238 USD (2023/10/26)

Recent Research

on underlying on sector on market			
Date		Headline	Download
2024/09/27		Global Equity Ratings	
2024/09/27		Aktienempfehlungen Global	
2024/09/11		Global Equity Ratings	
2024/09/11		Aktienempfehlungen Global	
2024/09/05		Global Equity Ratings	