

UBER TECHNOLOGIES INC. FUTURE (UBRF) - EUX/202412

2024/07/15 18:41:57

Price
73.676 USD
Difference  **-1.52% (-1.14)**

General attributes

Symbol	UBRFZ24
Exchange	Eurex
Currency	USD
Security type	Future
Underlying	UBER TECHNOLOGIES INC.
Maturity	12-2024
Contract size	100

Market data

Bid (Bid size)	- USD (-)
Ask (Ask size)	- USD (-)
Open	73.676 USD
High	73.676 USD
Low	73.676 USD
Close (prev. day)	74.8146 USD
Underlying	UBER TECHNOLOGIES INC.
Underlying price (date)	74.77 (24/07/16)
Settlement price (date)	73.68 (24/07/15)
Open Interest	0

Performance and Risk

	6m	1y	3y
Perf (%)	+10.26%	+50.28%	-
Perf (abs.)	+6.86	+24.65	-
Beta	-	-	-
Volatility	38.07	36.39	-

Futures and Options

Related Futures	-
Related Options	-

5y








Information about previous performance does not guarantee future performance.
 Source: FactSet

Price data

Ø price 5 days Ø volume 5 days (pcs.)	73.255 USD (0)
Ø price 30 days Ø volume 30 days (pcs.)	72.105 USD (0)
Ø price 100 days Ø volume 100 days (pcs.)	74.461 USD (0)
Ø price 250 days Ø volume 250 days (pcs.)	64.038 USD (0)
YTD High date	84.542 USD (2024/03/04)
YTD Low date	61.018 USD (2024/01/05)
52 Weeks High date	84.542 USD (2024/03/04)
52 Weeks Low date	43.238 USD (2023/10/26)

Recent Research

on underlying	on sector	on market	
Date		Headline	Download
2024/07/15		Aktienempfehlungen Global	
2024/07/12		Global Equity Ratings	
2024/06/21		Global Equity Ratings	
2024/06/21		Aktienempfehlungen Global	
2024/06/14		Global Equity Ratings	