

APPLE INC. FUTURE (AAPH) - EUX/202412

2024/07/26 18:34:47

Price
222.7509 USD

Difference  -0.24% (-0.54)

General attributes

Symbol	AAPHZ24
Exchange	Eurex
Currency	USD
Security type	Future
Underlying	APPLE INC
Maturity	12-2024
Contract size	100

Market data

Bid (Bid size)	- USD (-)
Ask (Ask size)	- USD (-)
Open	222.7509 USD
High	222.7509 USD
Low	222.7509 USD
Close (prev. day)	223.2957 USD
Underlying	APPLE INC
Underlying price (date)	217.96 (24/07/26)
Settlement price (date)	222.75 (24/07/26)
Open Interest	0

Performance and Risk

	6m	1y	3y
Perf (%)	+10.14%	+6.85%	-
Perf (abs.)	+20.50	+14.29	-
Beta	-	-	-
Volatility	24.40	22.54	-

Futures and Options

Related Futures	-
Related Options	-












Information about previous performance does not guarantee future performance.
Source: FactSet

Price data

Ø price 5 days Ø volume 5 days (pcs.)	225.7268 USD (0)
Ø price 30 days Ø volume 30 days (pcs.)	225.9427 USD (0)
Ø price 100 days Ø volume 100 days (pcs.)	198.2202 USD (0)
Ø price 250 days Ø volume 250 days (pcs.)	195.1401 USD (0)
YTD High date	240.3078 USD (2024/07/15)
YTD Low date	170.4531 USD (2024/04/19)
52 Weeks High date	240.3078 USD (2024/07/15)
52 Weeks Low date	56.8086 USD (2023/12/14)

Recent Research

on underlying	on sector	on market	
Date		Headline	Download
2024/07/24		Global Equity Ratings	
2024/07/24		Aktienempfehlungen Global	
2024/07/15		Aktienempfehlungen Global	
2024/07/12		Global Equity Ratings	
2024/06/21		Global Equity Ratings	