

APPLE INC. FUTURE (AAPH) - EUX/202412

2024/07/17 18:45:11

Price
233.6274 USD

Difference  **-2.23%** (-5.32)

General attributes

| | |
|---------------|-----------|
| Symbol | AAPHZ24 |
| Exchange | Eurex |
| Currency | USD |
| Security type | Future |
| Underlying | APPLE INC |
| Maturity | 12-2024 |
| Contract size | 100 |

Market data

| | |
|-------------------------|-------------------|
| Bid (Bid size) | - USD (-) |
| Ask (Ask size) | - USD (-) |
| Open | 233.6274 USD |
| High | 233.6274 USD |
| Low | 233.6274 USD |
| Close (prev. day) | 238.9466 USD |
| Underlying | APPLE INC |
| Underlying price (date) | 228.88 (24/07/17) |
| Settlement price (date) | 233.63 (24/07/17) |
| Open Interest | 0 |

Performance and Risk

| | 6m | 1y | 3y |
|-------------|---------|---------|----|
| Perf (%) | +24.91% | +17.29% | - |
| Perf (abs.) | +47.65 | +35.22 | - |
| Beta | - | - | - |
| Volatility | 24.10 | 22.00 | - |

Futures and Options

| | |
|-----------------|---|
| Related Futures | - |
| Related Options | - |













Information about previous performance does not guarantee future performance.
Source: FactSet

Price data

| | |
|---|---------------------------|
| Ø price 5 days Ø volume 5 days (pcs.) | 236.7608 USD (0) |
| Ø price 30 days Ø volume 30 days (pcs.) | 221.1795 USD (0) |
| Ø price 100 days Ø volume 100 days (pcs.) | 194.8873 USD (0) |
| Ø price 250 days Ø volume 250 days (pcs.) | 194.5408 USD (0) |
| YTD High date | 240.3078 USD (2024/07/15) |
| YTD Low date | 170.4531 USD (2024/04/19) |
| 52 Weeks High date | 240.3078 USD (2024/07/15) |
| 52 Weeks Low date | 56.8086 USD (2023/12/14) |

Recent Research

| on underlying | on sector | on market | |
|---------------|---|---------------------------|---|
| Date | | Headline | Download |
| 2024/07/15 |  | Aktienempfehlungen Global |  |
| 2024/07/12 |  | Global Equity Ratings |  |
| 2024/06/21 |  | Global Equity Ratings |  |
| 2024/06/21 |  | Aktienempfehlungen Global |  |
| 2024/06/14 |  | Global Equity Ratings |  |