

APPLE INC. FUTURE (AAPH) - EUX/202412

2024/05/10 18:28:51

Price
188.32 USD

Difference  **-0.68% (-1.30)**

General attributes

Symbol	AAPHZ24
Exchange	Eurex
Currency	USD
Security type	Future
Underlying	APPLE INC
Maturity	12-2024
Contract size	100

Market data

Bid (Bid size)	- USD (-)
Ask (Ask size)	- USD (-)
Open	188.32 USD
High	188.32 USD
Low	188.32 USD
Close (prev. day)	189.6175 USD
Underlying	APPLE INC
Underlying price (date)	183.05 (24/05/10)
Settlement price (date)	188.32 (24/05/10)
Open Interest	0

Performance and Risk

	6m	1y	3y
Perf (%)	-3.73%	+1.72%	-
Perf (abs.)	-7.30	+3.19	-
Beta	-	-	-
Volatility	21.90	20.64	-

Futures and Options

Related Futures	-
Related Options	-

5y












Information about previous performance does not guarantee future performance.
Source: FactSet

Price data

Ø price 5 days Ø volume 5 days (pcs.)	188.20 USD (0)
Ø price 30 days Ø volume 30 days (pcs.)	178.35 USD (0)
Ø price 100 days Ø volume 100 days (pcs.)	187.50 USD (0)
Ø price 250 days Ø volume 250 days (pcs.)	191.95 USD (0)
YTD High date	204.35 USD (2024/01/25)
YTD Low date	170.45 USD (2024/04/19)
52 Weeks High date	210.60 USD (2023/07/28)
52 Weeks Low date	56.81 USD (2023/12/14)

Recent Research

on underlying	on sector	on market	
Date		Headline	Download
2024/04/26		Global Equity Ratings	
2024/04/26		Aktienempfehlungen Global	
2024/04/03		Global Equity Ratings	
2024/04/03		Aktienempfehlungen Global	
2024/03/13		Global Equity Ratings	