

# APPLE INC. FUTURE (AAPH) - EUX/202412

2024/05/06 18:29:15

**Price**  
**187.8902** USD

**Difference**  **-1.34% (-2.55)**

### General attributes

Symbol	AAPHZ24
Exchange	Eurex
Currency	USD
Security type	Future
Underlying	APPLE INC
Maturity	12-2024
Contract size	100

### Market data

Bid (Bid size)	- USD (-)
Ask (Ask size)	- USD (-)
Open	187.8902 USD
High	187.8902 USD
Low	187.8902 USD
Close (prev. day)	190.4448 USD
Underlying	APPLE INC
Underlying price (date)	183.565 (24/05/07)
Settlement price (date)	187.89 (24/05/06)
Open Interest	0

### Performance and Risk

	6m	1y	3y
Perf (%)	-0.70%	+1.48%	-
Perf (abs.)	-1.32	+2.74	-
Beta	-	-	-
Volatility	21.89	20.67	-

### Futures and Options

Related Futures	-
Related Options	-












Information about previous performance does not guarantee future performance.  
Source: FactSet

### Price data

Ø price 5 days   Ø volume 5 days (pcs.)	183.0085 USD (0)
Ø price 30 days   Ø volume 30 days (pcs.)	176.9528 USD (0)
Ø price 100 days   Ø volume 100 days (pcs.)	188.1608 USD (0)
Ø price 250 days   Ø volume 250 days (pcs.)	191.8875 USD (0)
YTD High   date	204.3467 USD (2024/01/25)
YTD Low   date	170.4531 USD (2024/04/19)
52 Weeks High   date	210.6012 USD (2023/07/28)
52 Weeks Low   date	56.8086 USD (2023/12/14)

### Recent Research

on underlying	on sector	on market	
Date		Headline	Download
2024/04/26		Global Equity Ratings	
2024/04/26		Aktienempfehlungen Global	
2024/04/03		Global Equity Ratings	
2024/04/03		Aktienempfehlungen Global	
2024/03/13		Global Equity Ratings	