

APPLE INC. FUTURE (AAPH) - EUX/202412

2024/05/06 18:29:15

Price
187.8902 USD

Difference  **-1.34% (-2.55)**

General attributes

Symbol	AAPHZ24
Exchange	Eurex
Currency	USD
Security type	Future
Underlying	APPLE INC
Maturity	12-2024
Contract size	100

Market data

Bid (Bid size)	- USD (-)
Ask (Ask size)	- USD (-)
Open	187.8902 USD
High	187.8902 USD
Low	187.8902 USD
Close (prev. day)	190.4448 USD
Underlying	APPLE INC
Underlying price (date)	181.71 (24/05/06)
Settlement price (date)	187.89 (24/05/06)
Open Interest	0

Performance and Risk

	6m	1y	3y
Perf (%)	-0.70%	+1.48%	-
Perf (abs.)	-1.32	+2.74	-
Beta	-	-	-
Volatility	21.89	20.67	-

Futures and Options

Related Futures	-
Related Options	-












Information about previous performance does not guarantee future performance.
Source: FactSet

Price data

Ø price 5 days Ø volume 5 days (pcs.)	183.0085 USD (0)
Ø price 30 days Ø volume 30 days (pcs.)	176.9528 USD (0)
Ø price 100 days Ø volume 100 days (pcs.)	188.1608 USD (0)
Ø price 250 days Ø volume 250 days (pcs.)	191.8875 USD (0)
YTD High date	204.3467 USD (2024/01/25)
YTD Low date	170.4531 USD (2024/04/19)
52 Weeks High date	210.6012 USD (2023/07/28)
52 Weeks Low date	56.8086 USD (2023/12/14)

Recent Research

on underlying	on sector	on market	
Date		Headline	Download
2024/04/26		Global Equity Ratings	
2024/04/26		Aktienempfehlungen Global	
2024/04/03		Global Equity Ratings	
2024/04/03		Aktienempfehlungen Global	
2024/03/13		Global Equity Ratings	