

ADIDAS AG FUTURE (ADSG) - EUX/202412

2024/06/21 19:16:53

Price
222.1837 EURDifference  -1.55% (-3.49)

General attributes

Symbol	ADSGZ24
Exchange	Eurex
Currency	EUR
Security type	Future
Underlying	ADIDAS AG
Maturity	12-2024
Contract size	100

Market data

Bid (Bid size)	- EUR (-)
Ask (Ask size)	- EUR (-)
Open	222.1837 EUR
High	222.1837 EUR
Low	222.1837 EUR
Close (prev. day)	225.6754 EUR
Underlying	ADIDAS AG
Underlying price (date)	217.80 (24/06/21)
Settlement price (date)	222.18 (24/06/21)
Open Interest	0

Performance and Risk

	6m	1y	3y
Perf (%)	+10.42%	+19.10%	-
Perf (abs.)	+20.97	+35.63	-
Beta	-	-	-
Volatility	26.68	28.30	-

Futures and Options

Related Futures	-
Related Options	-












Information about previous performance does not guarantee future performance.
Source: FactSet

Price data

Ø price 5 days Ø volume 5 days (pcs.)	222.2807 EUR (0)
Ø price 30 days Ø volume 30 days (pcs.)	231.2384 EUR (0)
Ø price 100 days Ø volume 100 days (pcs.)	212.2423 EUR (0)
Ø price 250 days Ø volume 250 days (pcs.)	195.5497 EUR (0)
YTD High date	237.7587 EUR (2024/06/03)
YTD Low date	169.9220 EUR (2024/01/19)
52 Weeks High date	237.7587 EUR (2024/06/03)
52 Weeks Low date	38.3892 EUR (2023/12/14)

Recent Research

on underlying	on sector	on market	
Date		Headline	Download
2024/06/21		Global Equity Ratings	
2024/06/21		Aktienempfehlungen Global	
2024/06/14		Global Equity Ratings	
2024/06/14		Aktienempfehlungen Global	
2024/05/29		Global Equity Ratings	