

# ADIDAS AG FUTURE (ADSG) - EUX/202412

2024/05/17 19:04:41

**Price**  
**234.1196** EUR

**Difference**  **-0.42% (-0.99)**

### General attributes

Symbol	ADSGZ24
Exchange	Eurex
Currency	EUR
Security type	Future
Underlying	ADIDAS AG
Maturity	12-2024
Contract size	100

### Market data

Bid (Bid size)	- EUR (-)
Ask (Ask size)	- EUR (-)
Open	234.1196 EUR
High	234.1196 EUR
Low	234.1196 EUR
Close (prev. day)	235.1093 EUR
Underlying	ADIDAS AG
Underlying price (date)	228.90 (24/05/17)
Settlement price (date)	234.12 (24/05/17)
Open Interest	0

### Performance and Risk

	6m	1y	3y
Perf (%)	+25.20%	+36.53%	-
Perf (abs.)	+47.12	+62.64	-
Beta	-	-	-
Volatility	27.88	29.93	-

### Futures and Options

Related Futures	-
Related Options	-












Information about previous performance does not guarantee future performance.  
Source: FactSet

### Price data

Ø price 5 days   Ø volume 5 days (pcs.)	233.4487 EUR (0)
Ø price 30 days   Ø volume 30 days (pcs.)	224.5909 EUR (0)
Ø price 100 days   Ø volume 100 days (pcs.)	199.8645 EUR (0)
Ø price 250 days   Ø volume 250 days (pcs.)	190.0257 EUR (0)
YTD High   date	237.5978 EUR (2024/04/29)
YTD Low   date	169.9220 EUR (2024/01/19)
52 Weeks High   date	237.5978 EUR (2024/04/29)
52 Weeks Low   date	38.3892 EUR (2023/12/14)

### Recent Research

on underlying	on sector	on market	
Date		Headline	Download
2024/04/26		Global Equity Ratings	
2024/04/26		Aktienempfehlungen Global	
2024/04/03		Global Equity Ratings	
2024/04/03		Aktienempfehlungen Global	
2024/03/13		Global Equity Ratings	